

Life with ADDA

深圳市浩禧科技有限公司



Products Guideline.

Tel: +86 755 27218281/27389376

Cell phone : +86 13825278903

Q Q : 2240669825

skype: lixiang668903



IEC 60950-1

ADDA CORP.
UL LISTED
ELECTRONIC EQUIPMENT
UL 1618



深圳市浩禧科技有限公司

Index

Stable & Cool

- 01 Index
- 02 Honors & Certifications
- 03 Competitive edge
- 04 Home application
- 06 Customization
- 07 IPC application
- 08 Medical Equipment application
- 09 AC Fan application
- 10 Cloud computing application
- 11 Thermal module application
- 12 DC Fan Model Numbering Scheme
- 13 DC Fan
 - 40 DC Fan Signal Control Models
- 42 Blower Fan
- 44 DC Chip cooler Fan
- 45 Waterproof and Dustproof Fan
- 46 AC Fan Model Numbering Scheme
- 47 AC FAN
- 50 Fan accessories
 - 50 Metal Finger Guard
 - 51 Plastic Filters
 - 52 Plugs & Cables
- 53 Global Locations

Tel: +86 755 27218281/27389376

Cell phone : +86 13825278903

Q Q : 2240669825

skype: lixiang668903

E-mail: szaddalx@163.com

Honors & Certifications

深圳市浩禧科技有限公司

AWARDS

1995	Taiwan Excellence
1996	Elite Award Taiwan Excellence for two items
1997	Taiwan Excellence
1998	Rising Star Award Taiwan Excellence for three items
1999	Taiwan Excellence for five items
2000	Taiwan Excellence for three items Gold Award of National Symbol of Excellence
2001~2003	Taiwan Excellence for eleven items
2004	Taiwan Excellence for three items
2005	Taiwan Excellence for three items
2006	Taiwan Excellence for three items
2007~2008	Taiwan Excellence for three items
2009	Taiwan Excellence
2010	Taiwan Excellence for two items
2011	Taiwan Gold Medal Quality Product
2012	Taiwan Excellence for three items OSmart AC Fan award the Computex Taipei@Best Choice Award - Green ICT Dust Fan award the Taitronics Taipei @ Technology Innovation Awards
2015	Taiwan Excellence for two items



Tel: +86 755 27218281/27389376

Cell phone : +86 13825278903

Q Q : 2240669825

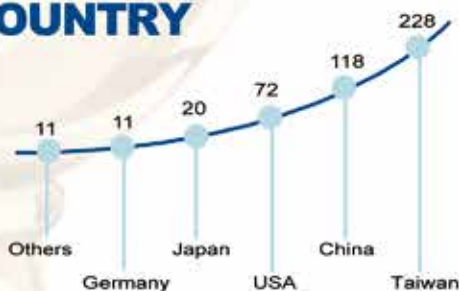
skype: lixiang668903

E-mail: szaddalx@163.com

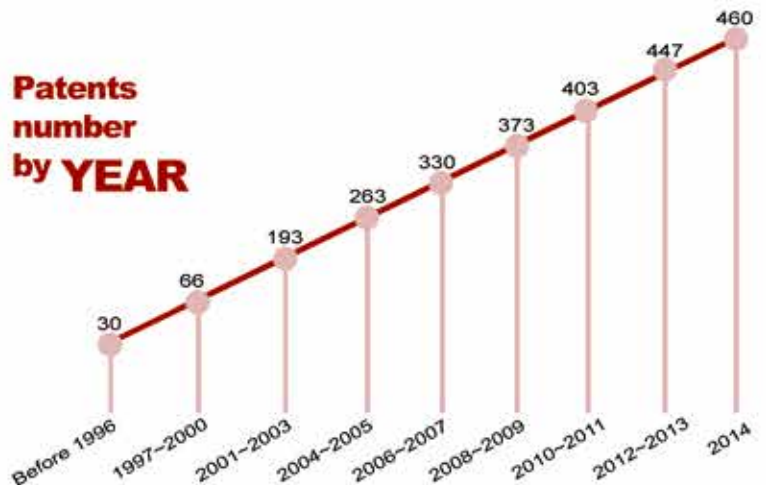
Safety Approvals



Patents number by COUNTRY



Patents number by YEAR



Factory



Add Green



Kun Shan

Production Base

Shenzhen-Gao Xing Wang · Gao Jing
Shanghai-Kun Shan · Add Green
Huizhou-Zeng Da



Equipment


Production & Automation
continuously introduced new equipment



Laboratory Equipments



Wind Tunnel
According AMCA 21099



CFX analysis



Semi-anechoic chamber
According ISO 3744
According ISO 3745
According ISO 3746

深圳市浩禧科技有限公司

Capacity

Total fan production
capacity reach about

10KK

/per month

- Mini DC Fan
- NB Fan
- DC Fan
- Blower
- AC Fan
- Heat Pipe
- H/S Cooler Module
- Customized Fan

Products

Tel: +86 755 27218281 / 27389376
 Cell phone : +86 13825278903
 Q Q : 2240669825
 skype: lixiang668903
 E-mail: szaddalixi@163.com

More than 100,000 kinds of fans!

Fan Size

- AK 172 mm ~ 288 mm
(min 30 mm , max 89 mm)
- AA 40 mm ~ 112 mm
(min 25 mm , max 55 mm)
- AD 15 mm ~ 172 mm
(min 04 mm , max 76 mm)
- AB 30 mm ~ 225 mm
(min 07 mm , max 99 mm)
- AP 35 mm ~ 52 mm
(min 08 mm , max 12 mm)
- AQ 60 mm ~ 120 mm
(min 25 mm , max 38 mm)

Rated Voltage

05 / 12 / 24 / 48 / Customized

Rated Speed

D / L / M / H / U / X / Customized

Series

AD / AS / AG / AA / AB / AP / AQ

Function

Wafer / IC / FG+RD / PWM
Customized

Bearing Type

Ball / Sleeve / Hypro Bearing / FDB
Customized



DC AC
fan Thermal Module
Chip Cooler

深圳市浩禧科技有限公司

Car

Tel: +86 755 27218281/27389376
Cell phone : +86 13825278903
Q Q : 2240669825
skype: lixiang668903
E-mail: szaddalx@163.com



Air Filter
AD12025



Car Charging Stations
AD8025



Seat Cushion
AD5015



Car Audio
AD4510



LED Car Headlights
AG4020



Navigation
AD4020



04

Hybrid Vehicles Car Battery

Life with ADDA!

— ADDA Concepts —

- 卐 Home Application
- 卐 Industrial PC system

深圳市浩禧科技有限公司

Living Room

Kitchen

Tel: +86 755 27218281/27389376

Q Q : 2240669825

Cell phone : +86 13825278903

skype: lixiang668903

E-mail: szaddalx@163.com



LCD TV
AD4010



Game Machine
AB5510



Refrigerator
AD12025



Projector
AD7015



Audio Equipment
AD8025



Oven
AB12032



Micro Projector
AD2010



Set-up Box (STB)
AD5015



Coffee Machine
AD4010



Application:
Sweeping Robot

Professional
Customization



Dish Washer
AQ7530
AB7530



ADDA FOR YOUR PROFESSIONAL CUSTOMIZATION

Be our FANs!!



www.adda.com.tw



New effectual DC blower fan



2015 Taiwan Excellence Award



深圳市浩禧科技有限公司

Application: Sweeping Robot

Tel: +86 755 27218281/27389376

Cell phone: +86 13825278903

Q Q: 2240669825

skype: bixiang668903

E-mail: szadda1@163.com

High pressure Upgrade to

30%

Brushless motor fan

Upgrade to Life test approach to

140%

Compare with brushed motor

Security Upgrade to

15%

Product Features

ADDA's effectual DC blower fan has re-designed suction structure in a flat mouth shape that enhances static pressure over 30% comparing from the same series of fans. The market of traditional vacuum sweeping machine with brushed motor is around at 85%. ADDA's customization service provides vacuum cleaning machine with brushless motor that lengthens product life expectancy over 140% and increases the efficiency of merchandise more than 30%.

AB12212UB450300

★ ADDA Corp. according ISO/TS16949



ADDA CORP REGISTERED TO ISO 9001 (SCOTS 9001) CERTIFICATE NO 20000033



2015 Taiwan Excellence Award



AG4020

AG04012XB205300

Cooling Fan Solution for Battery Electric Vehicle

Application LED car headlights



Application Hybrid vehicles cooling fan



- * Operating temperature -40°C to +105°C
- * IC according AEC Q100.
- * Balancing grades according ISO 1940 G6.3.
- * Temperature cycling lifetime.

- * Twins structure.
- * Operating temperature -40°C to +105°C.
- * IC according AEC Q100.
- * High air flow and high pressure design.
- * Space compression 30%.
- * Energy Saving 15%.
- * Speed 11,000RPM - Performance upgrade 20%.



Gaming



POS/Retail

computer
telecom
application

industrial & life
automation

深圳市浩禧科技有限公司

Tel: +86 755 27218281/27389376
Cell phone : +86 13825278903
Q Q : 2240669825
skype: lixiang668903
E-mail: szaddalx@163.com



Energy
industrial
automation



Automation



Kiosk

Transportation

Networking

internet
application

IPC



AB09006HB120300



AD1224MB-A74GL

Cooling fan products for
Industrial PC appliance.



AD0812HB-A73GL



AG12024XE257100(0KU)



AB05124UB150100



AD0412VB-B5BDS(HFP)



AD0812XX-A74GL(N)

MEDICAL
EQUIP.
SERIES

深圳市浩禧科技有限公司

Tel : +86 755 27218281/27389376
Cell phone : +86 13825278903
Q Q : 2240669825
skype: lixiang668903
E-mail: szaddalx@163.com



AD0612HB-A71GL



AD0312LB-G50



AD0412LX-G76(T)



AD0612HB-A70GL(T)



AB06305LX090300



Laparoscope



Supersonic



Electrocardiograph



X-ray machine



Medical Tablet

AC in water

- ▶ Passed the salt spray test.
- ▶ Parylene coating technology.
- ▶ High-performance packaging & intrusion technology.
- ▶ Used at harsh environment.

深圳市浩禧科技有限公司

Tel: +86 755 27218281/27389376

Cell phone : +86 13825278903

Q Q : 2240669825

skype: lixiang668903

E-mail: szaddalx@163.com

OSmart[®] AC FAN

Patent



(M410215)



(3174467)



(ZL201120564116.X)



(202011109335.7)



OSmart AC Fan applications

Commercial

Oven

Commercial Freezer

Freeze Cabinet



Industrial

Power Backup Station

Industry Power Supply Rack

Uninterruptible Power System

Power Welding Machine



Latest Technology

Solar Thermal Power Plant System

Automation Controller Box

Electrical Car Charger



- ▶ Low noise.
- ▶ Reasonable cost.
- ▶ Lower power consumption.
- ▶ Low-speed operation.
- ▶ RPM adjustable with temperature sensor.
- ▶ Customize RPM.

深圳市浩禧科技有限公司

Cloud Computing

Telecom & Server



Q Q : 2240669825

Tel: +86 755 27218281/27389376 skype: lixiang668903

Cell phone : +86 13825278903 E-mail: szaddalx@163.com



AS8038

AS08012UB385BB1

High Pressure **5.3%**
High Air Flow **8.5%**



AS8038

AS08012HB385BB3

High Pressure
93.6%



AS8056

AS08012HB565BA0

High Pressure **36.1%**
Energy Saving **48.9%**



AD4028

AD04012UB285B00(00LAP)

Energy Saving **76.9%**
Super Silent **12.4%**



AS4056

AS04012UB565BA2

High Pressure **49.4%**
High Air Flow **7.4%**



AS6038

AS06012UB385BB0

High Air Flow **25%**
Energy Saving **41.1%**



AS8038

AS08012HB385BB1

High Pressure **118.6%**
Energy Saving **6.4%**



AS8038

AS08012HB385BB2

High Pressure **95.4%**
High Air Flow **5.3%**



AS9238

AS09212UB389BB0

High Pressure
35%



AS14038

AS14012XB387BB0

High Pressure **18%**
Energy Saving **5%**



AS14051

AS14048UB519BB0

High Pressure **39.2%**
High Air Flow **15.5%**

深圳市浩禧科技有限公司



Thermal Module



2012 Taiwan Excellence Award



Cooler Monster

Cloud Server
Tel: +86 755 27218281/27389376
Cell phone : +86 13825278903
Q Q : 2240669825
skype: lixiang668903
E-mail: szadda@163.com



Thermal Design Power
135W~140W



Notebook stamping plate

LED Industry

stamping fin, heatpipe, soldering



Profile Projector

stamping fin, heatpipe
extrusion heatsink
soldering



Telecommunication

extrusion heatsink



AIO

stamping fin, heatpipe,
stamping plate, soldering



Graphic Card

stamping fin
heatpipe
diecasting heatsink
soldering



Copy Machine

extrusion heatsink



DC fan

Old

New

AD|06|12|H|X - A|7|3|GL

AD|040|05|H|B|56|7|3|00

① ② ③ ④ ⑤ ⑥ ⑦ ⑧ ⑨

① ② ③ ④ ⑤ ⑥ ⑦ ⑧ ⑨

① **AD**

AB=Blower AD=Dc Axial Fan
AP=Chip Cooler AQ=Waterproof Fan

① **AD**

AB=Blower
AD=Dc Axial Fan
AG=Great Performance
AP=Chip Cooler
AQ=Waterproof Fan AS=Dynamic Static Strc.
AR=Round Frame AY=Rib Fan/no heat sink

② **06- Frame Size**

15=15mm 20=20mm 02=25mm 03=30mm
35=35mm 04=40mm 45=45mm 50=50mm
06=60mm 07=70mm 08=80mm 09=92mm
12=120mm 17=172mm
A= 01mm B= 02mm C= 03mm D= 04mm E= 05mm
F= 06mm G= 07mm H= 08mm J= 09mm K= 10mm
L= 11mm M= 12mm N= 13mm P= 14mm S= 17mm
T= 18mm U= 19mm V= 20mm W= 21mm X= 22mm
Y= 23mm Z= 24mm

② **040- Frame Size**

1mmx1mm ~ 999mmx999mm

③ **V-Voltage**

03=3VDC 05=5VDC 12=12VDC
06=6VDC 12=12VDC 24=24VDC 28=28VDC

③ **05-Voltage**

03=3VDC 05=5VDC 12=12VDC
24=24VDC 48=48VDC

④ **H-Speed**

D= Ultra Low L= Low M= Medium
H= High U= Ultra High
V= Max. High Speed X= Over Ultra High

④ **H-Speed**

D=Extra Low L=Low
M=Medium H=High
U=Ultra High X=Over Ultra High
V=Max. High Speed E=Over Max. High Speed

⑤ **X-Bearing Type**

B=Ball bearing S=Sleeve bearing
X=Hypro

⑤ **B-Bearing Type**

B=Two Ball S=Sleeve X=Hypro F=FDB

⑥ **A-Thickness**

A=25mm B=28mm C=20mm D=15mm
E=12mm F=38mm G=10mm H=13mm
J= 8mm K= 6mm L=14mm M=23mm
P=18mm Q= 7mm R= 9mm S=16mm
T=11mm V= 4mm Y=32mm Z=33mm

⑥ **56-Thickness**

00mm~99mm / A0=100mm / B0=110mm
C0=120mm

⑦ **7-Impeller number**

5= 5 blades 7= 7 blades 9= 9 blades
A=11 blades B=13 blades C=15 blades
D=17 blades E=19 blades F=21 blades
0=Blower blade shape

⑦ **7-Impeller number**

5= 5 blades 7= 7 blades 9= 9 blades
A=11 blades B=13 blades C=15 blades
D=17 blades E=19 blades F=21 blades
0=Blower blade shape M=Multiple Fan

⑧ **3-Function**

0=By impedance 1=By IC 2=RD
3=FG 4=By IC with variable speed sensor(VS)
6=By transistor FG 7=two speed
8=VS+FG 9=PWM control
A=VS+RD B=PWM+FG C=RD+FG
D=PWM+VS E=By Transistor RD(T+RD) F=PWM+RD
G=By Transistor FG+PWM (T+PWM+FG)
H=By Transistor RD+PWM (T+PWM+RD)

⑧ **3-Function**

0=By impedance 1=By IC 2=RD
3=FG 4=By IC with variable speed sensor(VS)
6=By transistor FG 7=two speed
8=VS+FG 9=PWM control
A=VS+RD B=PWM+FG C=FG+RD
D=PWM+VS E=By Transistor RD(T+RD)
F=PWM+RD G=By Transistor FG+PWM (T+PWM+FG)
H=By Transistor RD+PWM (T+PWM+RD)

⑨ **GL-Fan type**

GL=Low Noise Blank=Standard
GP=Great Performance
DS=Dynamic & Static

⑨ **00-Randomize**

深圳市浩禧科技有限公司

Tel: +86 755 27218281 / 27389376

Cell phone: +86 13825278903

QQ: 2240669825

skype: lixiang668903

E-mail: szaddalx@163.com

DC Fan 深圳市浩禧科技有限公司

■ AD 15mm ~ 172mm / Thickness : min 04mm ~ max 51mm

■ AS 40mm ~ 140mm / Thickness : min 28mm ~ max 51mm

■ AG 20mm ~ 127mm / Thickness : min 10mm ~ max 38mm

Tel: +86 755 27218281/27389376

Cell phone : +86 13825278903

Q Q : 2240669825

skype: lixiang668903

E-mail: szaddalx@163.com

Bearing type: ●=Ball ※=Sleeve ●=Hypro Bearing

	Frame size (mm)	Model No.	Bearing Type	Rated Voltage (VDC)	Current (A)	Power (W)	Rated Speed (RPM)	Maximum AirFlow (CMM) (CFM)	Maximum Pressure (InAq) (mmAq)	*Noise Level (dB/A)	Weight (g)
AD1504	15x15x04	AD01502LX047000(00TX)	●	2.5	0.080	0.200	17000	0.014 0.493	0.067 1.702	18.5	1.9
AD2006	20x20x06	AD2005DX-K70(TX)	●	5	0.05	0.25	7000	0.01 0.30	0.02 0.51	12.0	4
	20x20x06	AD2005LX-K70(TX)	●	5	0.08	0.40	10500	0.01 0.50	0.05 1.27	20.0	4
AD2010	20x20x10	AD2005LB-G70(T)	◎ ●	5	0.06	0.30	9000	0.01 0.50	0.04 1.02	15.0	6
	20x20x10	AD2005MB-G70(T)	◎ ●	5	0.08	0.40	11500	0.02 0.60	0.06 1.52	22.0	6
	20x20x10	AD2012LB-G70(T)	◎ ●	12	0.06	0.72	9000	0.01 0.50	0.04 1.02	15.0	6
	20x20x10	AD2012MB-G70(T)	◎ ●	12	0.07	0.84	11500	0.02 0.60	0.06 1.52	22.0	6
AG2010	20x20x10	AG02005LX107100	●	5	0.08	0.39	12000	0.04 1.50	0.21 5.33	23.0	4.8
	20x20x10	AG02005MX107100	●	5	0.10	0.50	14000	0.05 1.80	0.26 6.60	26.0	4.8
	20x20x10	AG02005HX107100	●	5	0.15	0.75	16000	0.06 2.10	0.38 9.68	30.0	4.8
AD2506	25x25x06	AD0205DX-K50(TX)	●	5	0.05	0.26	7000	0.04 1.40	0.06 1.52	14.0	5
	25x25x06	AD0205LX-K50(TX)	●	5	0.07	0.35	9000	0.05 1.80	0.11 2.79	21.5	5
	25x25x06	AD0205MX-K50(TX)	●	5	0.12	0.60	12000	0.07 2.40	0.19 4.70	29.0	5
	25x25x06	AD0205HX-K50(TX)	●	5	0.15	0.75	14000	0.07 2.60	0.20 5.08	35.0	5
	25x25x06	AD0212LX-K50(TX)	●	12	0.05	0.60	9000	0.05 1.80	0.11 2.79	21.5	5
	25x25x06	AD0212MX-K50(TX)	●	12	0.06	0.72	12000	0.07 2.40	0.19 4.70	29.0	5
AD2510	25x25x10	AD0205LB-G50(GLT)	◎ ●	5	0.08	0.40	8000	0.05 1.60	0.09 2.29	18.3	8
	25x25x10	AD0205MB-G50(GLT)	◎ ●	5	0.09	0.45	10000	0.06 2.10	0.15 3.81	23.0	8
	25x25x10	AD0212DB-G50(GLT)	◎ ●	12	0.04	0.48	6000	0.03 1.10	0.04 1.02	13.0	8
	25x25x10	AD0212LB-G50(GLT)	◎ ●	12	0.05	0.60	8000	0.05 1.60	0.09 2.29	18.3	8
	25x25x10	AD0212MB-G50(GLT)	◎ ●	12	0.07	0.84	10000	0.06 2.10	0.15 3.81	23.0	8
AD2515	25x25x15	AD0205LB-D50(T)	◎ ●	5	0.04	0.20	5000	0.03 1.20	0.04 0.76	14.0	8
	25x25x15	AD0205MB-D50(T)	◎ ●	5	0.10	0.50	6000	0.04 1.40	0.05 1.37	17.5	8
	25x25x15	AD0205HB-D50(T)	◎ ●	5	0.12	0.60	8000	0.05 1.60	0.10 2.90	20.0	8
	25x25x15	AD0205HB-D51(T)	◎ ●	5	0.07	0.35	8000	0.05 1.60	0.10 2.90	20.0	8
AD3006	30x30x06	AD0305DX-K70(TX)	●	5	0.05	0.25	6000	0.06 2.00	0.06 1.52	18.0	6
	30x30x06	AD0305LX-K70(TX)	●	5	0.06	0.30	7500	0.07 2.40	0.08 2.03	22.0	6
	30x30x06	AD0305MX-K70(TX)	●	5	0.08	0.40	9000	0.08 3.00	0.11 2.79	26.5	6
	30x30x06	AD0305HX-K70(TX)	●	5	0.12	0.60	10500	0.10 3.50	0.15 3.81	32.0	6
	30x30x06	AD0312LX-K70(TX)	●	12	0.05	0.60	7500	0.07 2.40	0.08 2.03	22.0	6
	30x30x06	AD0312HX-K70(TX)	●	12	0.08	0.96	10500	0.10 3.50	0.15 3.81	32.0	6
AD3010	30x30x10	AD0305DB-G50(T)	◎ ●	5	0.05	0.25	6000	0.06 2.00	0.06 1.52	19.0	8
	30x30x10	AD0305LB-G50(T)	◎ ●	5	0.07	0.35	8000	0.08 3.00	0.12 2.92	26.0	8
	30x30x10	AD0305MB-G50(T)	◎ ●	5	0.10	0.51	9000	0.09 3.30	0.15 3.76	30.0	8
	30x30x10	AD0305HB-G50(T)	◎ ●	5	0.13	0.65	10500	0.11 4.00	0.20 5.08	34.0	8

DC Fan 深圳市浩禧科技有限公司

- AD 15mm ~ 172mm / Thickness : min 04mm ~ max 51mm
- AS 40mm ~ 140mm / Thickness : min 28mm ~ max 51mm
- AG 20mm ~ 127mm / Thickness : min 10mm ~ max 38mm

Tel: +86 755 27218281/27389376

Cell phone : +86 13825278903

Q Q : 2240669825

skype: lixiang668903

E-mail: szaddalx@163.com

Bearing type: ◎=Ball ※=Sleeve ●=Hypro Bearing

	Frame size (mm)	Model No.	Bearing Type	Rated Voltage (VDC)	Current (A)	Power (W)	Rated Speed (RPM)	Maximum AirFlow (CMM) (CFM)	Maximum Pressure (InAq) (mmAq)	*Noise Level (dB/A)	Weight (g)
AD3010	30x30x10	AD0312DB-G50(T)	◎ ●	12	0.04	0.48	6000	0.06 2.00	0.06 1.52	19.0	8
	30x30x10	AD0312LB-G50(T)	◎ ●	12	0.05	0.60	8000	0.08 3.00	0.12 2.92	26.0	8
	30x30x10	AD0312MB-G50(T)	◎ ●	12	0.06	0.72	9000	0.09 3.30	0.15 3.76	30.0	8
	30x30x10	AD0312HB-G50(T)	◎ ●	12	0.10	1.20	10500	0.11 4.00	0.20 5.08	34.0	8
AG3010	30x30x10	AG03005LX105100	◎ ●	5	0.07	0.35	6500	0.10 3.40	0.09 2.52	18.0	6.5
	30x30x10	AG03005MX105100	◎ ●	5	0.11	0.55	8000	0.12 4.30	0.13 3.30	23.0	6.5
	30x30x10	AG03005HX105100	◎ ●	5	0.13	0.65	9500	0.15 5.40	0.20 5.18	29.0	6.5
	30x30x10	AG03012HX105100	◎ ●	12	0.12	1.44	11000	0.17 5.85	0.24 6.10	32.0	6.5
AD3015	30x30x15	AD0305LB-D50(T)	◎	5	0.05	0.25	4500	0.06 2.40	0.05 1.13	14.0	10
	30x30x15	AD0305MB-D50(T)	◎	5	0.08	0.40	5500	0.07 2.60	0.07 1.50	16.0	10
	30x30x15	AD0305HB-D50(T)	◎	5	0.12	0.60	7000	0.10 3.70	0.11 2.75	22.5	10
AD3506	35x35x06	AD3505LX-K70(TX)	●	5	0.07	0.35	6500	0.10 3.50	0.08 2.03	24.0	7
	35x35x06	AD3505MX-K70(TX)	●	5	0.10	0.50	8000	0.12 4.20	0.10 2.54	33.0	7
	35x35x06	AD3512LX-K70(TX)	●	12	0.06	0.72	6500	0.10 3.50	0.08 2.03	24.0	7
	35x35x06	AD3512MX-K70(TX)	●	12	0.07	0.84	8000	0.12 4.20	0.10 2.54	33.0	7
AD3510	35x35x10	AD3505DB-G50(T)	◎ ●	5	0.04	0.21	4500	0.08 3.00	0.05 1.27	17.0	9
	35x35x10	AD3505LB-G50(T)	◎ ●	5	0.09	0.44	7000	0.14 5.00	0.10 2.54	28.0	9
	35x35x10	AD3505MB-G50(T)	◎ ●	5	0.10	0.50	8000	0.17 6.00	0.17 4.32	32.0	9
	35x35x10	AD3505HB-G50(T)	◎ ●	5	0.15	0.73	9500	0.20 7.20	0.20 5.08	36.0	9
	35x35x10	AD3512LB-G50(T)	◎ ●	12	0.05	0.60	7000	0.14 5.00	0.10 2.54	28.0	9
	35x35x10	AD3512MB-G50(T)	◎ ●	12	0.07	0.84	8000	0.17 6.00	0.17 4.32	32.0	9
	35x35x10	AD3512HB-G50(T)	◎ ●	12	0.11	1.32	9500	0.20 7.20	0.20 5.08	36.0	9
AG3510	35x35x10	AG03512MX105300	●	12	0.07	0.84	7500	0.18 6.30	0.14 3.56	27.0	9
	35x35x10	AG03512HX105300	●	12	0.12	1.42	9500	0.21 7.50	0.22 5.59	35.0	9
AD3828DS	38x38x28	AD3812UB-B5BDS(P)	◎	12	0.18	2.16	10000	0.37 13.20	0.76 19.30	45.5	40
	38x38x28	AD3812XB-B5BDS(P)	◎	12	0.40	4.80	13000	0.50 17.50	1.29 32.77	52.0	40
	38x38x28	AD3812VB-B5BDS(P)	◎	12	0.45	5.40	15000	0.57 20.00	1.68 42.67	54.0	40
AD3828GP	38x38x28	AD3812MB-B51GP(TP)	◎	12	0.11	1.32	7000	0.21 7.50	0.26 6.60	28.5	38
	38x38x28	AD3812HB-B51GP(TP)	◎	12	0.22	2.64	9000	0.28 10.00	0.44 11.10	38.5	38
	38x38x28	AD3812UB-B51GP(TP)	◎	12	0.29	3.48	11000	0.35 12.40	0.66 16.70	41.0	38
AD4006	40x40x06	AD0405LX-K90(X)	●	5	0.04	0.20	4800	0.12 4.22	0.05 1.21	22.0	9
	40x40x06	AD0405MX-K90(X)	●	5	0.07	0.35	5800	0.14 5.10	0.07 1.77	27.6	9
	40x40x06	AD0405HX-K90(X)	●	5	0.10	0.50	6600	0.16 5.80	0.09 2.28	31.0	9
	40x40x06	AD0412LX-K90(X)	●	12	0.04	0.48	4800	0.12 4.22	0.05 1.21	22.0	9
	40x40x06	AD0412MX-K90(X)	●	12	0.05	0.60	5800	0.14 5.10	0.07 1.77	27.6	9

深圳市浩禧科技有限公司



40x40x56



120x120x38



60x60x25



140x140x51

Tel: +86 755 27218281/27389376

Cell phone : +86 13825278903

Q Q : 2240669825

skype: lixiang668903

E-mail: szaddalx@163.com

*:Noise is measured at the distance of 1 meter from the axis of intake.
Specifications are subject to change without prior notice.

Bearing type: ☉=Ball ※=Sleeve ●=Hypro Bearing

	Frame size (mm)	Model No.	Bearing Type	Rated Voltage (VDC)	Current (A)	Power (W)	Rated Speed (RPM)	Maximum AirFlow (CMM) (CFM)	Maximum Pressure (InAq) (mmAq)	*Noise Level (dB/A)	Weight (g)
AD4006	40x40x06	AD0412HX-K90(X)	●	12	0.06	0.72	6600	0.16 5.80	0.09 2.28	31.0	9
	40x40x10	AG04005DB107100	☉ ●	5	0.06	0.30	4000	0.12 4.20	0.06 1.52	15.0	17
	40x40x10	AG04005LB107100	☉ ●	5	0.08	0.40	5000	0.15 5.46	0.09 2.18	23.2	17
	40x40x10	AG04005MB107100	☉ ●	5	0.10	0.50	6000	0.19 6.81	0.12 3.05	26.5	17
	40x40x10	AG04005HB107100	☉ ●	5	0.15	0.75	7000	0.23 8.04	0.16 4.14	31.0	17
	40x40x10	AG04005UB107100	☉ ●	5	0.20	1.00	8000	0.26 9.19	0.19 4.83	35.1	17
	40x40x10	AG04005XB107100	☉ ●	5	0.26	1.30	9000	0.29 10.31	0.23 5.94	37.2	17
AG4010	40x40x10	AG04012DB107100	☉ ●	12	0.05	0.60	4000	0.12 4.20	0.06 1.52	15.0	17
	40x40x10	AG04012LB107100	☉ ●	12	0.06	0.72	5000	0.15 5.46	0.09 2.18	23.2	17
	40x40x10	AG04012MB107100	☉ ●	12	0.07	0.84	6000	0.19 6.81	0.12 3.05	26.5	17
	40x40x10	AG04012HB107100	☉ ●	12	0.08	0.96	7000	0.23 8.04	0.16 4.14	31.0	17
	40x40x10	AG04012UB107100	☉ ●	12	0.10	1.20	8000	0.26 9.19	0.19 4.83	35.1	17
	40x40x10	AG04012XB107100	☉ ●	12	0.13	1.56	9000	0.29 10.31	0.23 5.94	37.2	17
	40x40x10	AG04012VB107100	☉ ●	12	0.17	2.04	10000	0.32 11.40	0.33 8.43	39.1	17
AD4010	40x40x10(T)	AD0405DB-G70(T)	☉ ※ ●	5	0.05	0.25	3300	0.09 3.30	0.04 1.12	14.0	17
	40x40x10(T)	AD0405LB-G70(T)	☉ ※ ●	5	0.07	0.35	4200	0.12 4.20	0.06 1.52	21.0	17
	40x40x10(T)	AD0405MB-G70(T)	☉ ※ ●	5	0.11	0.55	4800	0.14 5.00	0.08 1.98	22.0	17
	40x40x10(T)	AD0405HB-G70(T)	☉ ※ ●	5	0.16	0.80	6000	0.18 6.20	0.10 2.54	26.0	17
	40x40x10(T)	AD0412DB-G70(T)	☉ ※ ●	12	0.04	0.48	3300	0.09 3.30	0.04 1.12	14.0	17
	40x40x10(T)	AD0412LB-G70(T)	☉ ※ ●	12	0.06	0.72	4200	0.12 4.20	0.06 1.52	21.0	17
	40x40x10(T)	AD0412MB-G70(T)	☉ ※ ●	12	0.06	0.72	4800	0.14 5.00	0.08 1.98	22.0	17
AD4010	40x40x10(T)	AD0412HB-G70(T)	☉ ※ ●	12	0.09	1.08	6000	0.18 6.20	0.10 2.54	26.0	17
	40x40x10(T)	AD0412UB-G70(T)	☉ ※ ●	12	0.09	1.08	6800	0.20 7.00	0.17 4.32	29.0	17
	40x40x10(T)	AD0424LB-G70(T)	☉ ※ ●	24	0.03	0.72	4200	0.12 4.20	0.06 1.52	21.0	17
	40x40x10(T)	AD0424MB-G70(T)	☉ ※ ●	24	0.04	0.96	4800	0.14 5.00	0.08 1.98	22.0	17
	40x40x10(T)	AD0424HB-G70(T)	☉ ※ ●	24	0.06	1.44	6000	0.18 6.20	0.10 2.54	26.0	17
	40x40x10(T)	AD0424UB-G70(T)	☉ ※ ●	24	0.08	1.92	6800	0.20 7.00	0.17 4.32	29.0	17
	AD4015	40x40x15	AD0412LB-D51	☉	12	0.07	0.84	6000	0.18 6.47	0.16 4.09	25.8
40x40x15		AD0412MB-D51	☉	12	0.09	1.08	7000	0.22 7.60	0.20 5.08	31.8	27
40x40x15		AD0412HB-D51	☉	12	0.11	1.32	8000	0.24 8.48	0.25 6.32	36.0	27
AD4015	40x40x15	AD0412LB-D71GP(P)	☉	12	0.12	1.44	7000	0.25 9.00	0.27 6.86	31.5	24
	40x40x15	AD0412MB-D71GP(P)	☉	12	0.16	1.92	8300	0.30 10.60	0.38 9.65	37.0	24
	40x40x15	AD0412HB-D71GP(P)	☉	12	0.19	2.28	9500	0.34 12.10	0.51 12.95	40.5	24
AD4015	40x40x15	AD0412UB-D71GP(P)	☉	12	0.23	2.76	11000	0.30 14.20	0.66 16.76	44.0	24
	AG4015	40x40x15	AG04012DB157300	☉	12	0.06	0.72	6000	0.22 7.95	0.16 4.14	29.3

DC Fan 深圳市浩禧科技有限公司

- AD 15mm ~ 172mm / Thickness : min 04mm ~ max 51mm
- AS 40mm ~ 140mm / Thickness : min 28mm ~ max 51mm
- AG 20mm ~ 127mm / Thickness : min 10mm ~ max 38mm

Tel: +86 755 27218281/27389376

Cell phone : +86 13825278903

Q Q : 2240669825

skype: lixiang668903

E-mail: szaddalx@163.com

Bearing type: ◎=Ball ※=Sleeve ●=Hypro Bearing

	Frame size (mm)	Model No.	Bearing Type	Rated Voltage (VDC)	Current (A)	Power (W)	Rated Speed (RPM)	Maximum AirFlow (CMM) (CFM)	Maximum Pressure (InAq) (mmAq)	*Noise Level (dB/A)	Weight (g)
AG4015	40x40x15	AG04012LB157300	◎	12	0.07	0.84	7000	0.26 9.36	0.22 5.69	33.2	21
	40x40x15	AG04012MB157300	◎	12	0.09	1.08	8000	0.30 10.56	0.29 7.29	36.9	21
	40x40x15	AG04012HB157300	◎	12	0.12	1.44	9000	0.34 11.99	0.35 8.94	39.6	21
	40x40x15	AG04012UB157300	◎	12	0.17	2.04	10000	0.38 13.31	0.42 10.69	41.7	21
	40x40x15	AG04012XB157300	◎	12	0.21	2.52	11000	0.42 14.69	0.52 13.09	43.5	21
AD4020	40x40x20	AD0405DB-C50(T1)	◎※●	5	0.09	0.45	4200	0.13 4.49	0.08 2.03	17.5	28
	40x40x20	AD0405LB-C50(T1)	◎※●	5	0.14	0.70	6200	0.20 7.00	0.17 4.19	30.0	28
	40x40x20	AD0405MB-C50(T1)	◎※●	5	0.16	0.80	6900	0.22 7.74	0.20 5.08	33.0	28
	40x40x20	AD0405HB-C50(T1)	◎※●	5	0.25	1.25	7800	0.25 8.80	0.28 7.11	36.0	28
	40x40x20	AD0412DB-C50(T1)	◎※●	12	0.04	0.48	4200	0.13 4.49	0.08 2.03	17.5	28
	40x40x20	AD0412LB-C50(T1)	◎※●	12	0.07	0.84	6200	0.20 7.00	0.17 4.19	30.0	28
	40x40x20	AD0412MB-C50(T1)	◎※●	12	0.08	0.96	6900	0.22 7.74	0.20 5.08	33.0	28
	40x40x20	AD0412HB-C50(T1)	◎※●	12	0.10	1.20	7800	0.25 8.80	0.28 7.11	36.0	28
	40x40x20	AD0412UB-C50(T1)	◎※●	12	0.14	1.68	8500	0.27 9.58	0.32 8.13	37.5	28
	40x40x20	AD0424DB-C50(T1)	◎※●	24	0.14	1.68	4200	0.13 4.49	0.08 2.03	17.5	28
	40x40x20	AD0424LB-C50(T1)	◎※●	24	0.05	1.20	6200	0.20 7.00	0.17 4.19	30.0	28
	40x40x20	AD0424MB-C50(T1)	◎※●	24	0.06	1.44	6900	0.22 7.74	0.20 5.08	33.0	28
	40x40x20	AD0424HB-C50(T1)	◎※●	24	0.07	1.68	7800	0.25 8.80	0.28 7.11	36.0	28
	AG4020	40x40x20	AG04012XB205100	◎	12	0.11	1.32	8500	0.31 11.00	0.28 7.01	35.0
40x40x20		AG04012VB205100	◎	12	0.22	2.64	10000	0.43 15.10	0.45 11.43	39.4	28
AD4020GP	40x40x20	AD0412LB-C73GP(P)	◎	12	0.08	0.96	5000	0.18 6.40	0.15 3.81	19.0	28
	40x40x20	AD0412MB-C73GP(P)	◎	12	0.12	1.44	6200	0.23 8.00	0.23 5.84	26.0	28
	40x40x20	AD0412HB-C73GP(P)	◎	12	0.14	1.68	7200	0.27 9.40	0.32 8.13	30.0	28
	40x40x20	AD0412UB-C73GP(P)	◎	12	0.15	1.80	8200	0.31 11.00	0.40 10.16	33.0	28
	40x40x20	AD0412XB-C73GP(P)	◎	12	0.24	2.88	10000	0.37 13.00	0.54 13.72	42.0	28
AD4028	40x40x28	AD0412DB-B31	◎	12	0.05	0.60	4500	0.17 5.90	0.09 2.34	19.2	38
	40x40x28	AD0412LB-B31	◎	12	0.08	0.96	6000	0.22 7.70	0.17 4.32	32.0	38
	40x40x28	AD0412MB-B31	◎	12	0.10	1.20	7500	0.27 9.60	0.22 5.59	34.6	38
	40x40x28	AD0412HB-B31	◎	12	0.16	1.92	9000	0.35 12.20	0.35 8.76	39.0	38
	40x40x28	AD0412UB-B31	◎	12	0.20	2.40	10000	0.37 13.10	0.45 11.43	42.5	38
	40x40x28	AD0424HB-B31	◎	24	0.08	1.92	8100	0.31 10.80	0.27 6.96	36.2	38
AS4028	40x40x28	AS04012DB2856A0(00LAP)	◎	12	0.15	1.80	10000	0.31 10.95	0.69 17.63	40.3	41
	40x40x28	AS04012LB2856A0(00LAP)	◎	12	0.16	1.92	11000	0.34 12.08	0.85 21.64	43.9	41
	40x40x28	AS04012MB2856A0(00LAP)	◎	12	0.20	2.40	12000	0.38 13.41	1.00 25.45	46.3	41
	40x40x28	AS04012HB2856A0(00LAP)	◎	12	0.26	3.12	13000	0.42 14.77	1.16 29.49	48.5	41

深圳市浩禧科技有限公司 DC Fan



40x40x56



120x120x38



60x60x25



140x140x51

Tel: +86 755 27218281/27389376

Cell phone : +86 13825278903

Q Q : 2240669825

skype: lixiang668903

E-mail: szaddalx@163.com

*:Noise is measured at the distance of 1 meter from the axis of intake.
Specifications are subject to change without prior notice.

Bearing type: ◎=Ball ※=Sleeve ●=Hypro Bearing

	Frame size (mm)	Model No.	Bearing Type	Rated Voltage (VDC)	Current (A)	Power (W)	Rated Speed (RPM)	Maximum AirFlow (CMM) (CFM)	Maximum Pressure (InAq) (mmAq)	*Noise Level (dB/A)	Weight (g)
AS4028	40x40x28	AS04012HB285BA0(00LAP)	◎	12	0.45	5.40	16500	0.54 18.92	1.82 46.21	53.8	41
	40x40x28	AS04012UB285BA0(00LAP)	◎	12	0.52	6.24	18000	0.60 21.00	2.09 53.15	56.7	41
AD4028	40x40x28	AD04012DB285300(00LAP)	◎	12	0.13	1.56	8000	0.25 8.75	0.43 10.94	27.4	57
	40x40x28	AD04012LB285300(00LAP)	◎	12	0.21	2.52	11000	0.36 12.63	0.72 18.40	36.8	57
	40x40x28	AD04012MB285300(00LAP)	◎	12	0.32	3.84	14000	0.45 15.89	1.24 31.50	46.6	57
	40x40x28	AD04012HB285300(00LAP)	◎	12	0.50	6.00	16500	0.54 19.23	1.71 43.50	48.8	57
	40x40x28	AD04012UB285300(00LAP)	◎	12	0.60	7.20	18000	0.59 20.72	1.95 49.80	50.8	57
AD4028DS(HFP)	40x40x28	AD0412HB-B5BDS(HFP)	◎	12	0.30	3.60	11000	0.51 18.10	0.87 22.45	48.0	42
	40x40x28	AD0412UB-B5BDS(HFP)	◎	12	0.40	4.80	13000	0.62 22.00	1.20 30.48	52.5	42
	40x40x28	AD0412XB-B5BDS(HFP)	◎	12	0.60	7.20	15000	0.72 25.20	1.60 40.64	56.0	42
	40x40x28	AD0412VB-B5BDS(HFP)	◎	12	0.73	8.76	16000	0.76 27.00	1.85 46.99	58.0	42
AD4028GP	40x40x28	AD0412MB-B53GP(P)	◎	12	0.16	1.92	8000	0.31 11.00	0.34 8.64	37.0	40
	40x40x28	AD0412HB-B53GP(P)	◎	12	0.25	3.00	9000	0.37 13.00	0.42 10.67	41.5	40
	40x40x28	AD0412UB-B53GP(P)	◎	12	0.35	4.20	11000	0.45 16.00	0.64 16.26	45.0	40
	40x40x28	AD0412XB-B53GP(P)	◎	12	0.55	6.60	13000	0.54 19.00	0.86 20.35	50.0	40
	40x40x28	AD0412VB-B53GP(P)	◎	12	0.80	9.60	15000	0.59 21.00	1.14 28.96	53.0	40
AD4048DS	40x40x48	AD0412UB-N5BDS(48P)	◎	12	0.85	10.20	in:12800/ out:10200	0.71 25.20	1.20 30.48	59.0	74
	40x40x48	AD0412XB-N5BDS(48P)	◎	12	1.00	12.00	in:14000/ out:11000	0.76 27.00	1.41 35.81	60.5	74
AS4056	40x40x56	AS04012LB565BA1	◎	12	0.70	8.40	In:17000/ Out:18000	0.67 23.68	2.23 56.59	62.4	103
	40x40x56	AS04012MB565BA1	◎	12	0.80	9.60	In:18000/ Out:19000	0.71 25.26	2.48 63.05	65.1	103
	40x40x56	AS04012HB565BA1	◎	12	0.90	10.80	In:19000/ Out:20000	0.76 26.86	2.75 69.75	65.5	103
	40x40x56	AS04012UB565BA1	◎	12	1.00	12.00	In:20000/ Out:21000	0.81 28.52	3.01 76.34	66.5	103
AS4056	40x40x56	AS04012LB565BA2	◎	12	1.03	12.36	In:16500/ Out:21000	0.81 28.80	2.68 67.95	71.0	103
	40x40x56	AS04012MB565BA2	◎	12	1.16	13.92	In:17500/ Out:22000	0.87 30.87	2.97 75.53	71.7	103
	40x40x56	AS04012HB565BA2	◎	12	1.32	15.84	In:18500/ Out:23000	0.92 32.67	3.40 86.44	72.5	103

DC Fan 深圳市浩禧科技有限公司

- AD 15mm ~ 172mm / Thickness : min 04mm ~ max 51mm
- AS 40mm ~ 140mm / Thickness : min 28mm ~ max 51mm
- AG 20mm ~ 127mm / Thickness : min 10mm ~ max 38mm

Tel: +86 755 27218281/27389376
 Cell phone : +86 13825278903
 Q Q : 2240669825
 skype: lixiang668903
 E-mail: szaddalx@163.com

Bearing type: ◎=Ball ※=Sleeve ●=Hypro Bearing

	Frame size (mm)	Model No.	Bearing Type	Rated Voltage (VDC)	Current (A)	Power (W)	Rated Speed (RPM)	Maximum AirFlow (CMM) (CFM)	Maximum Pressure (InAq) (mmAq)	*Noise Level (dB/A)	Weight (g)
AS4056	40x40x56	AS04012UB565BA2	◎	12	1.60	19.20	In:19500/ Out:24000	0.96 34.05	3.72 94.60	73.5	103
	40x40x56	AS04012LB565B01	◎	12	0.80	9.60	in:14000/ out:13000	0.69 24.27	1.58 40.13	62.3	103
	40x40x56	AS04012MB565B01	◎	12	1.00	12.00	in:15000/ out:14000	0.78 27.42	1.82 46.32	63.6	103
	40x40x56	AS04012HB565B01	◎	12	1.10	13.20	in:16000/ out:15000	0.83 29.47	2.11 53.46	65.0	103
	40x40x56	AS04012UB565B01	◎	12	1.30	15.60	in:17000/ out:16000	0.90 31.70	2.49 63.18	66.1	103
AD4506	40x40x56	AS04012XB565B00	◎	12	1.00	12.00	in:16000/ out:8000	0.78 27.50	2.00 50.00	60.5	84
AD4506	45x45x06	AD4505LX-K90(X)	●	5	0.05	0.25	4500	0.16 5.80	0.06 1.42	23.0	11
	45x45x06	AD4505MX-K90(X)	●	5	0.07	0.35	5500	0.20 7.20	0.08 2.03	27.4	11
	45x45x06	AD4505HX-K90(X)	●	5	0.10	0.50	6200	0.23 8.25	0.10 2.54	32.6	11
	45x45x06	AD4512LX-K90(X)	●	12	0.04	0.48	4500	0.16 5.80	0.06 1.42	23.0	11
	45x45x06	AD4512MX-K90(X)	●	12	0.05	0.60	5500	0.20 7.20	0.08 2.03	27.4	11
	45x45x06	AD4512HX-K90(X)	●	12	0.06	0.72	6200	0.23 8.25	0.10 2.54	32.6	11
AD4510	45x45x10	AD4505LB-G70(T)	◎※●	5	0.09	0.45	3800	0.16 5.82	0.05 1.36	17.5	17
	45x45x10	AD4505MB-G70(T)	◎※●	5	0.12	0.60	4500	0.20 7.01	0.07 1.79	22.0	17
	45x45x10	AD4505HB-G70(T)	◎※●	5	0.18	0.90	5500	0.24 8.67	0.10 2.57	27.4	17
	45x45x10	AD4512LB-G70(T)	◎※●	12	0.06	0.72	3800	0.16 5.82	0.05 1.36	17.5	17
	45x45x10	AD4512MB-G70(T)	◎※●	12	0.06	0.72	4500	0.20 7.01	0.07 1.79	22.0	17
	45x45x10	AD4512HB-G70(T)	◎※●	12	0.09	1.08	5500	0.24 8.67	0.10 2.57	27.4	17
	45x45x10	AD4524LB-G70(T)	◎※●	24	0.03	0.72	3800	0.16 5.82	0.05 1.36	17.5	17
	45x45x10	AD4524MB-G70(T)	◎※●	24	0.05	1.20	4500	0.20 7.01	0.07 1.79	22.0	17
	45x45x10	AD4524HB-G70(T)	◎※●	24	0.06	1.44	5500	0.24 8.67	0.10 2.57	27.4	17
AD5010(8)	50x50x10	AD0512LB-G70(8)	◎※●	12	0.08	0.96	3900	0.25 9.00	0.06 1.52	20.0	18
	50x50x10	AD0512MB-G70(8)	◎※●	12	0.09	1.08	4600	0.29 10.40	0.10 2.54	25.0	18
	50x50x10	AD0512HB-G70(8)	◎※●	12	0.12	1.44	5200	0.32 11.00	0.12 3.05	28.0	18
	50x50x10	AD0524LB-G70(8)	◎※●	24	0.05	1.20	3900	0.24 8.40	0.07 1.78	21.0	18
	50x50x10	AD0524MB-G70(8)	◎※●	24	0.06	1.44	4600	0.29 10.40	0.10 2.54	25.0	18
	50x50x10	AD0524HB-G70(8)	◎※●	24	0.08	1.92	5200	0.31 11.00	0.12 3.05	28.0	18
AD5010	50x50x10	AD0505LB-G70(T)	◎※●	5	0.10	0.45	3700	0.23 8.00	0.05 1.27	20.0	18
	50x50x10	AD0505MB-G70(T)	◎※●	5	0.13	0.65	4300	0.25 9.00	0.08 2.03	24.0	18

深圳市浩禧科技有限公司 DC Fan



40x40x56



120x120x38



60x60x25



140x140x51

Tel: +86 755 27218281/27389376

Cell phone : +86 13825278903

Q Q : 2240669825

skype: lixiang668903

E-mail: szaddalx@163.com

*:Noise is measured at the distance of 1 meter from the axis of intake.
Specifications are subject to change without prior notice.

Bearing type: ◎=Ball ※=Sleeve ●=Hypro Bearing

	Frame size (mm)	Model No.	Bearing Type	Rated Voltage (VDC)	Current (A)	Power (W)	Rated Speed (RPM)	Maximum AirFlow (CMM) (CFM)	Maximum Pressure (InAq) (mmAq)	*Noise Level (dB/A)	Weight (g)
AD5010	50x50x10	AD0505HB-G70(T)	◎※●	5	0.22	1.10	5000	0.29 10.30	0.10 2.54	27.5	18
	50x50x10	AD0512LB-G70(T)	◎※●	12	0.08	0.96	3700	0.23 8.00	0.05 1.27	20.0	18
	50x50x10	AD0512MB-G70(T)	◎※●	12	0.10	1.20	4300	0.25 9.00	0.08 2.03	24.0	18
	50x50x10	AD0512HB-G70(T)	◎※●	12	0.12	1.44	5000	0.29 10.30	0.10 2.54	27.5	18
	50x50x10	AD0512UB-G70(T)	◎※●	12	0.10	1.20	5600	0.34 12.00	0.12 3.15	32.0	18
	50x50x10	AD0524LB-G70(T)	◎※●	24	0.05	1.20	3700	0.23 8.00	0.05 1.27	20.0	18
	50x50x10	AD0524MB-G70(T)	◎※●	24	0.06	1.44	4300	0.25 9.00	0.08 2.03	24.0	18
	50x50x10	AD0524HB-G70(T)	◎※●	24	0.08	1.92	5000	0.29 10.30	0.10 2.54	27.5	18
AD5015	50x50x15	AD5005LB-D70(T1)	◎※●	5	0.13	0.65	3600	0.31 11.00	0.07 1.78	25.0	27
	50x50x15	AD5005MB-D70(T1)	◎※●	5	0.19	0.95	4300	0.37 13.00	0.10 2.54	30.0	27
	50x50x15	AD5005HB-D71	◎※●	5	0.21	1.05	4800	0.40 14.30	0.13 3.30	34.0	27
	50x50x15	AD5012LB-D70(T1)	◎※●	12	0.07	0.84	3600	0.31 11.00	0.07 1.78	25.0	27
	50x50x15	AD5012MB-D70(T1)	◎※●	12	0.08	0.96	4300	0.37 13.00	0.10 2.54	30.0	27
	50x50x15	AD5012HB-D70(T1)	◎※●	12	0.11	1.32	4800	0.40 14.30	0.13 3.30	34.0	27
	50x50x15	AD5012UB-D70(T1)	◎※●	12	0.14	1.68	5500	0.47 16.50	0.18 4.57	37.5	27
	50x50x15	AD5024LB-D71	◎※●	24	0.04	0.96	3600	0.31 11.00	0.07 1.78	25.0	27
	50x50x15	AD5024MB-D71	◎※●	24	0.05	1.20	4300	0.37 13.00	0.10 2.54	30.0	27
	50x50x15	AD5024HB-D71	◎※●	24	0.06	1.44	4800	0.40 14.30	0.13 3.30	34.0	27
50x50x15	AD5024UB-D71	◎※●	24	0.08	1.90	5500	0.47 16.50	0.18 4.57	37.5	27	
AG5020	50x50x20	AG05012LB205100	◎●	12	0.06	0.72	4300	0.32 11.18	0.13 3.32	25.7	39
	50x50x20	AG05012MB205100	◎●	12	0.08	0.96	4800	0.35 12.54	0.16 4.07	28.0	39
	50x50x20	AG05012HB205100	◎●	12	0.09	1.08	5500	0.41 14.63	0.21 5.42	31.8	39
	50x50x20	AG05012UB205100	◎●	12	0.12	1.44	6500	0.49 17.26	0.29 7.48	35.6	39
	50x50x20	AG05012XB205100	◎●	12	0.15	1.80	7300	0.55 19.34	0.36 9.27	38.6	39
AD5020-7	50x50x20	AD5012LB-C71	◎※●	12	0.08	0.96	3600	0.34 12.00	0.08 2.03	24.0	32
	50x50x20	AD5012MB-C71	◎※●	12	0.10	1.20	4300	0.42 15.00	0.11 2.79	29.0	32
	50x50x20	AD5012HB-C71	◎※●	12	0.13	1.56	5000	0.50 17.50	0.15 3.81	33.7	32
	50x50x20	AD5012UB-C71	◎※●	12	0.19	2.22	6000	0.57 20.00	0.21 5.33	38.4	32
	50x50x20	AD5024LB-C71	◎※●	24	0.06	1.44	3600	0.34 12.00	0.08 2.03	24.0	32
	50x50x20	AD5024MB-C71	◎※●	24	0.08	1.92	4300	0.42 15.00	0.11 2.79	29.0	32
	50x50x20	AD5024HB-C71	◎※●	24	0.11	2.64	5000	0.50 17.50	0.15 3.81	33.7	32
	50x50x20	AD5024UB-C71	◎※●	24	0.15	3.60	6000	0.57 20.00	0.21 5.33	38.4	32
AD5020 -5	50x50x20	AD5012UB-C50(T)	◎●	12	0.19	2.22	6300	0.49 17.40	0.26 6.50	37.5	43

DC Fan 深圳市浩禧科技有限公司

- AD 15mm ~ 172mm / Thickness : min 04mm ~ max 51mm
- AS 40mm ~ 140mm / Thickness : min 28mm ~ max 51mm
- AG 20mm ~ 127mm / Thickness : min 10mm ~ max 38mm

Tel: +86 755 27218281/27389376
 Cell phone : +86 13825278903
 Q Q : 2240669825
 skype: lixiang668903
 E-mail: szaddalx@163.com

Bearing type: ◎=Ball ※=Sleeve ●=Hypro Bearing

	Frame size (mm)	Model No.	Bearing Type	Rated Voltage (VDC)	Current (A)	Power (W)	Rated Speed (RPM)	Maximum AirFlow (CMM) (CFM)	Maximum Pressure (InAq) (mmAq)	*Noise Level (dB/A)	Weight (g)
AD6010-11	60x60x10	AD0605LB-GA0(GLT1)	◎※●	5	0.17	0.85	3400	0.41 14.50	0.09 2.39	26.0	30
	60x60x10	AD0605MB-GA0(GLT1)	◎※●	5	0.33	1.65	4000	0.52 18.49	0.11 2.67	32.8	30
	60x60x10	AD0612LB-GA0(GLT1)	◎※●	12	0.08	0.96	3400	0.41 14.50	0.09 2.39	26.0	30
	60x60x10	AD0612MB-GA0(GLT1)	◎※●	12	0.15	1.80	4000	0.52 18.49	0.11 2.67	32.8	30
	60x60x10	AD0612HB-GA0(GLT1)	◎※●	12	0.25	3.00	4600	0.60 21.37	0.14 3.61	35.8	30
	60x60x10	AD0624LB-GA0(GLT1)	◎※●	24	0.04	0.96	3400	0.41 14.50	0.09 2.39	26.0	30
	60x60x10	AD0624MB-GA0(GLT1)	◎※●	24	0.10	2.40	4000	0.52 18.49	0.11 2.67	32.8	30
	60x60x10	AD0624HB-GA0(GLT1)	◎※●	24	0.18	4.32	4600	0.60 21.37	0.14 3.61	35.8	30
AD6010(T)-7	60x60x10	AD0605DB-G70(T)	◎※●	5	0.05	0.25	2800	0.24 8.39	0.05 1.19	16.1	23
	60x60x10	AD0605LB-G70(T)	◎※●	5	0.09	0.45	3500	0.30 10.64	0.07 1.83	22.9	23
	60x60x10	AD0605MB-G70(T)	◎※●	5	0.12	0.60	4200	0.34 12.00	0.09 2.29	28.0	23
	60x60x10	AD0605HB-G70(T)	◎※●	5	0.22	1.10	4900	0.42 14.82	0.12 3.00	35.0	23
	60x60x10	AD0612DB-G70(T)	◎※●	12	0.04	0.48	2800	0.24 8.39	0.05 1.19	16.1	23
	60x60x10	AD0612LB-G70(T)	◎※●	12	0.09	1.08	3500	0.30 10.64	0.07 1.83	22.9	23
	60x60x10	AD0612MB-G70(T)	◎※●	12	0.11	1.32	4200	0.34 12.00	0.09 2.29	28.0	23
	60x60x10	AD0612HB-G70(T)	◎※●	12	0.12	1.44	4900	0.42 14.82	0.12 3.00	35.0	23
	60x60x10	AD0624LB-G70(T)	◎※●	24	0.03	0.72	3500	0.30 10.64	0.07 1.83	22.9	23
	60x60x10	AD0624MB-G70(T)	◎※●	24	0.06	1.44	4200	0.34 12.00	0.09 2.29	28.0	23
60x60x10	AD0624HB-G70(T)	◎※●	24	0.07	1.68	4900	0.42 14.82	0.12 3.00	35.0	23	
AD6010-7	60x60x10	AD0612DB-G71	◎※●	12	0.03	0.36	2800	0.24 8.39	0.05 1.19	16.1	23
	60x60x10	AD0612LB-G71	◎※●	12	0.04	0.48	3500	0.30 10.64	0.07 1.83	22.9	23
	60x60x10	AD0612MB-G71	◎※●	12	0.05	0.60	4200	0.34 12.00	0.09 2.29	28.0	23
	60x60x10	AD0612HB-G71	◎※●	12	0.06	0.72	4900	0.42 14.82	0.12 3.00	35.0	23
AG6015	60x60x15	AG06005DB159100	◎※●	5	0.10	0.05	3000	0.37 13.13	0.08 1.93	21.0	39
	60x60x15	AG06005LB159100	◎※●	5	0.13	0.65	3500	0.42 14.82	0.10 2.54	25.3	39
	60x60x15	AG06005MB159100	◎※●	5	0.19	0.95	4000	0.49 17.25	0.13 3.38	28.7	39
	60x60x15	AG06005HB159100	◎※●	5	0.28	1.40	4500	0.58 20.39	0.16 4.14	32.1	39
	60x60x15	AG06012DB159100	◎※●	12	0.04	0.48	3000	0.37 13.13	0.08 1.93	21.0	39
	60x60x15	AG06012LB159100	◎※●	12	0.06	0.72	3500	0.42 14.82	0.10 2.54	25.3	39
	60x60x15	AG06012MB159100	◎※●	12	0.08	0.96	4000	0.49 17.25	0.13 3.38	28.7	39
	60x60x15	AG06012HB159100	◎※●	12	0.10	1.20	4500	0.58 20.39	0.16 4.14	32.1	39
	60x60x15	AG06012UB159100	◎※●	12	0.14	1.68	5000	0.61 21.47	0.20 5.13	35.8	39
	60x60x15	AG06012XB159100	◎※●	12	0.26	3.12	6000	0.76 27.01	0.29 7.26	40.7	39
	60x60x15	AG06024DB159100	◎※●	24	0.04	0.96	3000	0.37 13.13	0.08 1.93	21.0	39
	60x60x15	AG06024LB159100	◎※●	24	0.05	1.20	3500	0.42 14.82	0.10 2.54	25.3	39



40x40x56



120x120x38



60x60x25



140x140x51

Tel: +86 755 27218281/27389376

Cell phone : +86 13825278903

Q Q : 2240669825

skype: lixiang668903

E-mail: szaddalx@163.com

*:Noise is measured at the distance of 1 meter from the axis of intake.
Specifications are subject to change without prior notice.

Bearing type: ◎=Ball ※=Sleeve ●=Hypro Bearing

	Frame size (mm)	Model No.	Bearing Type	Rated Voltage (VDC)	Current (A)	Power (W)	Rated Speed (RPM)	Maximum AirFlow (CMM) (CFM)	Maximum Pressure (InAq) (mmAq)	*Noise Level (dB/A)	Weight (g)
AG6015	60x60x15	AG06024MB159100	◎※●	24	0.07	1.68	4000	0.49 17.25	0.13 3.38	28.7	39
	60x60x15	AG06024HB159100	◎※●	24	0.08	1.92	4500	0.58 20.39	0.16 4.14	32.1	39
	60x60x15	AG06024UB159100	◎※●	24	0.10	2.40	5000	0.61 21.47	0.20 5.13	35.8	39
AD6015(T)-7	60x60x15	AD0605LB-D70GL(T)	◎※●	5	0.10	0.50	3500	0.35 12.33	0.08 2.06	24.8	38
	60x60x15	AD0605MB-D70GL(T)	◎※●	5	0.18	0.90	3900	0.41 14.32	0.12 3.10	28.8	38
	60x60x15	AD0605HB-D70GL(T)	◎※●	5	0.19	0.95	4500	0.45 15.82	0.15 3.71	33.4	38
	60x60x15	AD0612DB-D70GL(T)	◎※●	12	0.06	0.72	3100	0.31 10.80	0.06 1.63	21.3	38
	60x60x15	AD0612LB-D70GL(T)	◎※●	12	0.07	0.84	3500	0.35 12.33	0.08 2.06	24.8	38
	60x60x15	AD0612MB-D70GL(T)	◎※●	12	0.08	0.96	3900	0.41 14.32	0.12 3.10	28.8	38
	60x60x15	AD0612HB-D70GL(T)	◎※●	12	0.09	1.08	4500	0.45 15.82	0.15 3.71	33.4	38
	60x60x15	AD0612UB-D70GL(T)	◎※●	12	0.12	1.44	5100	0.52 18.36	0.17 2.29	38.6	38
	60x60x15	AD0624LB-D70GL(T)	◎※●	24	0.03	0.72	3500	0.35 12.33	0.08 2.06	24.8	38
	60x60x15	AD0624MB-D70GL(T)	◎※●	24	0.04	0.96	3900	0.41 14.32	0.12 3.10	28.8	38
	60x60x15	AD0624HB-D70GL(T)	◎※●	24	0.05	1.20	4500	0.45 15.82	0.15 3.71	33.4	38
	60x60x15	AD0624UB-D70GL(T)	◎※●	24	0.06	1.44	5100	0.52 18.36	0.17 4.29	38.6	38
AD6015(T)-9	60x60x15	AD0605DB-D90(T)	◎※●	5	0.09	0.45	3100	0.43 15.05	0.07 1.65	22.8	38
	60x60x15	AD0605LB-D90(T)	◎※●	5	0.17	0.85	3500	0.48 17.03	0.08 2.01	25.8	38
	60x60x15	AD0605MB-D90(T)	◎※●	5	0.20	1.00	3900	0.53 18.88	0.10 2.62	29.7	38
	60x60x15	AD0605HB-D90(T)	◎※●	5	0.23	1.15	4500	0.64 22.67	0.14 3.63	32.7	38
	60x60x15	AD0612DB-D90(T)	◎※●	12	0.06	0.72	3100	0.43 15.05	0.07 1.65	22.8	38
	60x60x15	AD0612LB-D90(T)	◎※●	12	0.08	0.96	3500	0.48 17.03	0.08 2.01	25.8	38
	60x60x15	AD0612MB-D90(T)	◎※●	12	0.13	1.56	3900	0.53 18.88	0.10 2.62	29.7	38
	60x60x15	AD0612HB-D90(T)	◎※●	12	0.17	2.04	4500	0.64 22.67	0.14 3.63	32.7	38
	60x60x15	AD0624LB-D90(T)	◎※●	24	0.04	0.96	3500	0.48 17.03	0.08 2.01	25.8	38
	60x60x15	AD0624MB-D90(T)	◎※●	24	0.06	1.44	3900	0.53 18.88	0.10 2.62	29.7	38
	60x60x15	AD0624HB-D90(T)	◎※●	24	0.08	1.92	4500	0.64 22.67	0.14 3.63	32.7	38
	AG6020	60x60x20	AG06012DB207300	◎●	12	0.16	1.92	4000	0.56 19.75	0.17 4.32	31.8
60x60x20		AG06012LB207300	◎●	12	0.18	2.16	4500	0.61 21.42	0.20 5.16	33.1	56
60x60x20		AG06012MB207300	◎●	12	0.20	2.40	5000	0.71 25.00	0.26 6.60	38.6	56
60x60x20		AG06012HB207300	◎●	12	0.23	2.76	5500	0.82 29.14	0.32 8.21	40.8	56
60x60x20		AG06012UB207300	◎●	12	0.28	3.36	6000	0.86 30.50	0.37 9.42	43.5	56
60x60x20		AG06024DB207300	◎●	24	0.10	2.40	4000	0.56 19.75	0.17 4.32	31.8	56
60x60x20		AG06024LB207300	◎●	24	0.12	2.88	4500	0.64 22.74	0.21 5.42	35.4	56
60x60x20		AG06024MB207300	◎●	24	0.14	3.36	5000	0.70 24.60	0.26 6.64	38.6	56
60x60x20		AG06024HB207300	◎●	24	0.16	3.84	5500	0.82 29.14	0.32 8.21	40.8	56

DC Fan 深圳市浩禧科技有限公司

- AD 15mm ~ 172mm / Thickness : min 04mm ~ max 51mm
- AS 40mm ~ 140mm / Thickness : min 28mm ~ max 51mm
- AG 20mm ~ 127mm / Thickness : min 10mm ~ max 38mm

Tel: +86 755 27218281/27389376
 Cell phone : +86 13825278903
 Q Q : 2240669825
 skype: lixiang668903
 E-mail: szaddalx@163.com

Bearing type: ◎=Ball ※=Sleeve ●=Hypro Bearing

	Frame size (mm)	Model No.	Bearing Type	Rated Voltage (VDC)	Current (A)	Power (W)	Rated Speed (RPM)	Maximum AirFlow (CMM) (CFM)	Maximum Pressure (InAq) (mmAq)	*Noise Level (dB/A)	Weight (g)	
AG6020	60x60x20	AG06024UB207300	◎ ●	24	0.19	4.56	6000	0.85 30.82	0.34 8.64	41.3	56	
	60x60x20	AG06012DX207600	◎ ●	12	0.16	1.92	4000	0.56 19.73	0.16 4.17	33.1	56	
	60x60x20	AG06012LX207600	◎ ●	12	0.18	2.16	4500	0.64 22.74	0.21 5.42	35.4	56	
AG6020	60x60x20	AG06012MX207600	◎ ●	12	0.22	2.64	5000	0.72 25.32	0.26 6.64	38.6	56	
	60x60x20	AG06012HX207600	◎ ●	12	0.26	3.12	5500	0.82 29.14	0.32 8.21	40.8	56	
	60x60x20	AG06012UX207600	◎ ●	12	0.32	3.84	6000	0.87 30.82	0.37 9.42	43.2	56	
AD6020	60x60x20	AD0605DB-C71GL	◎ ※ ●	5	0.07	0.35	3000	0.31 10.94	0.08 1.93	18.4	49	
	60x60x20	AD0605LB-C71GL	◎ ※ ●	5	0.10	0.60	3500	0.37 13.00	0.10 2.57	23.6	49	
	60x60x20	AD0605MB-C71GL	◎ ※ ●	5	0.13	0.80	3900	0.42 14.75	0.13 3.20	25.2	49	
	60x60x20	AD0605HB-C71GL	◎ ※ ●	5	0.18	0.90	4500	0.50 17.66	0.17 4.29	30.2	49	
	60x60x20	AD0605UB-C71GL	◎ ※ ●	5	0.23	1.15	5100	0.54 19.01	0.21 5.36	34.1	49	
	60x60x20	AD0612DB-C71GL	◎ ※ ●	12	0.04	0.48	3000	0.31 10.94	0.08 1.93	18.4	49	
	60x60x20	AD0612LB-C71GL	◎ ※ ●	12	0.05	0.60	3500	0.37 13.00	0.10 2.57	23.6	49	
	60x60x20	AD0612MB-C71GL	◎ ※ ●	12	0.06	0.72	3900	0.42 14.75	0.13 3.20	25.2	49	
	60x60x20	AD0612HB-C71GL	◎ ※ ●	12	0.08	0.96	4500	0.50 17.66	0.17 4.29	30.2	49	
	60x60x20	AD0612UB-C71GL	◎ ※ ●	12	0.09	1.08	5100	0.54 19.01	0.21 5.36	34.1	49	
	60x60x20	AD0612XB-C71GL	◎ ※ ●	12	0.13	1.56	6100	0.67 23.58	0.30 7.52	38.0	49	
	60x60x20	AD0624LB-C71GL	◎ ※ ●	24	0.04	0.96	3500	0.37 13.00	0.10 2.57	23.6	49	
	60x60x20	AD0624MB-C71GL	◎ ※ ●	24	0.05	1.20	3900	0.42 14.75	0.13 3.20	25.2	49	
	60x60x20	AD0624HB-C71GL	◎ ※ ●	24	0.06	1.44	4500	0.50 17.66	0.17 4.29	30.2	49	
	60x60x20	AD0624UB-C71GL	◎ ※ ●	24	0.07	1.68	5100	0.54 19.01	0.21 5.36	34.1	49	
AD6020(T)	60x60x20	AD0605DB-C70GL(T)	◎ ※ ●	5	0.07	0.35	3000	0.30 10.74	0.05 1.37	18.4	49	
	60x60x20	AD0605LB-C70GL(T)	◎ ※ ●	5	0.12	0.60	3500	0.35 12.50	0.08 2.08	23.5	49	
	60x60x20	AD0605MB-C70GL(T)	◎ ※ ●	5	0.16	0.80	3900	0.40 14.28	0.11 2.84	28.0	49	
	60x60x20	AD0605HB-C70GL(T)	◎ ※ ●	5	0.18	0.90	4600	0.46 16.46	0.14 3.40	31.0	49	
	60x60x20	AD0612DB-C70GL(T)	◎ ※ ●	12	0.05	0.60	3000	0.30 10.74	0.05 1.37	18.4	49	
	60x60x20	AD0612LB-C70GL(T)	◎ ※ ●	12	0.06	0.72	3500	0.35 12.50	0.08 2.08	23.5	49	
	60x60x20	AD0612MB-C70GL(T)	◎ ※ ●	12	0.08	0.96	3900	0.40 14.28	0.11 2.84	28.0	49	
	60x60x20	AD0612HB-C70GL(T)	◎ ※ ●	12	0.10	1.44	4600	0.46 16.46	0.14 3.40	31.0	49	
	60x60x20	AD0612UB-C70GL(T)	◎ ※ ●	12	0.13	1.56	5100	0.53 18.93	0.18 4.06	35.5	49	
	60x60x20	AD0612XB-C70GL(T)	◎ ※ ●	12	0.20	2.40	6100	0.67 23.55	0.28 7.19	39.0	49	
	60x60x20	AD0624LB-C70GL(T)	◎ ※ ●	24	0.04	0.96	3500	0.35 12.50	0.08 2.08	23.5	49	
	60x60x20	AD0624MB-C70GL(T)	◎ ※ ●	24	0.04	0.96	3900	0.40 14.28	0.11 2.84	28.0	49	
	60x60x20	AD0624HB-C70GL(T)	◎ ※ ●	24	0.05	1.20	4500	0.46 16.31	0.13 3.40	31.0	49	
	AD6025	60x60x25	AD06012DB257100	◎ ※ ●	12	0.03	0.36	2000	0.28 9.98	0.05 1.24	12.4	53



40x40x56



120x120x38



60x60x25



140x140x51

Tel: +86 755 27218281/27389376

Cell phone : +86 13825278903

Q Q : 2240669825

skype: lixiang668903

E-mail: szaddalx@163.com

*:Noise is measured at the distance of 1 meter from the axis of intake.
Specifications are subject to change without prior notice.

Bearing type: ◎=Ball ※=Sleeve ●=Hypro Bearing

	Frame size (mm)	Model No.	Bearing Type	Rated Voltage (VDC)	Current (A)	Power (W)	Rated Speed (RPM)	Maximum AirFlow (CMM) (CFM)	Maximum Pressure (InAq) (mmAq)	*Noise Level (dB/A)	Weight (g)
AD6025	60x60x25	AD06012LB257100	◎※●	12	0.05	0.60	2500	0.36 12.71	0.08 1.93	15.9	53
	60x60x25	AD06012MB257100	◎※●	12	0.08	0.96	3500	0.49 17.34	0.13 3.33	26.9	53
	60x60x25	AD06012HB257100	◎※●	12	0.12	1.44	4500	0.66 23.34	0.23 5.92	33.8	53
	60x60x25	AD06012UB257100	◎※●	12	0.17	2.04	5000	0.74 25.97	0.28 7.19	37.1	53
	60x60x25	AD06012XB257100	◎※●	12	0.26	3.12	6000	0.89 31.38	0.37 9.30	42.8	53
	60x60x25	AD06012VB257100	◎	12	0.33	3.96	6600	0.98 34.70	0.44 11.13	46.8	53
	60x60x25	AD06024LB257100	◎※●	24	0.04	0.96	2500	0.36 12.71	0.08 1.93	15.9	53
	60x60x25	AD06024MB257100	◎※●	24	0.05	1.20	3500	0.49 17.34	0.13 3.33	26.9	53
	60x60x25	AD06024HB257100	◎※●	24	0.08	1.92	4500	0.66 23.34	0.23 5.92	33.8	53
	60x60x25	AD06024UB257100	◎※●	24	0.10	2.40	5000	0.74 25.97	0.28 7.19	37.1	53
	60x60x25	AD06024XB257100	◎※●	24	0.14	3.36	6000	0.89 31.38	0.37 9.30	42.8	53
	60x60x25	AD06024VB257100	◎	24	0.20	4.80	6600	0.98 34.70	0.44 11.13	46.8	53
AD6025-3PHASES	60x60x25	AD06012HB257BZ0	◎※●	12	0.13	1.56	4500	0.65 22.85	0.21 5.36	35.5	57
	60x60x25	AD06012UB257BZ0	◎※●	12	0.16	1.92	5000	0.72 25.30	0.25 6.40	39.2	57
	60x60x25	AD06012XB257BZ0	◎※●	12	0.24	2.88	6000	0.86 30.55	0.37 9.45	43.4	57
AD6025GP	60x60x25	AD0612HB-A71GP(P)	◎	12	0.11	1.32	4500	0.61 21.60	0.24 5.97	35.3	77
	60x60x25	AD0612UB-A71GP(P)	◎	12	0.22	2.64	5500	0.75 26.57	0.35 8.81	41.4	77
	60x60x25	AD0612XB-A71GP(P)	◎	12	0.28	3.60	6500	0.90 31.77	0.49 12.42	44.3	77
	60x60x25	AD0612VB-A71GP(P)	◎	12	0.38	4.56	7500	1.06 37.31	0.69 17.48	50.0	77
	60x60x25	AD0612EB-A71GP(PCU)	◎	12	0.60	7.20	9000	1.26 44.40	0.95 24.00	52.5	77
	60x60x25	AD0624HB-A71GP(P)	◎	24	0.08	1.92	4500	0.61 21.60	0.24 5.97	35.3	77
	60x60x25	AD0624UB-A71GP(P)	◎	24	0.11	2.64	5500	0.75 26.57	0.35 8.81	41.4	77
	60x60x25	AD0624XB-A71GP(P)	◎	24	0.14	3.36	6500	0.90 31.77	0.49 12.42	44.3	77
	60x60x25	AD0624VB-A71GP(P)	◎	24	0.20	4.80	7500	1.06 37.31	0.69 17.48	50.0	77
	60x60x25	AD0624EB-A71GP(PCU)	◎	24	0.28	6.72	9000	1.26 44.40	0.95 24.00	52.5	77
	60x60x25	AD0648HB-A71GP(P)	◎	48	0.04	1.92	4500	0.61 21.60	0.24 5.97	35.3	77
	60x60x25	AD0648UB-A71GP(P)	◎	48	0.06	2.88	5500	0.75 26.57	0.35 8.81	41.4	77
60x60x25	AD0648XB-A71GP(P)	◎	48	0.07	3.36	6500	0.90 31.77	0.49 12.42	44.3	77	
60x60x25	AD0648VB-A71GP(P)	◎	48	0.09	4.32	7500	1.06 37.31	0.69 17.48	50.0	77	
AD6025(T)	60x60x25	AD06005LB257000	◎※●	5	0.07	0.35	2500	0.36 12.71	0.08 1.93	15.9	53
	60x60x25	AD06005MB257000	◎※●	5	0.14	0.70	3500	0.49 17.34	0.13 3.33	26.9	53
	60x60x25	AD06005HB257000	◎※●	5	0.28	1.40	4500	0.66 23.34	0.23 5.92	33.8	53
	60x60x25	AD06012DB257000	◎※●	12	0.03	0.36	2000	0.28 9.98	0.05 1.24	12.4	53
	60x60x25	AD06012LB257000	◎※●	12	0.04	0.48	2500	0.36 12.71	0.08 1.93	15.9	53
	60x60x25	AD06012MB257000	◎※●	12	0.06	0.72	3500	0.49 17.34	0.13 3.33	26.9	53

DC Fan 深圳市浩禧科技有限公司

- AD 15mm ~ 172mm / Thickness : min 04mm ~ max 51mm
- AS 40mm ~ 140mm / Thickness : min 28mm ~ max 51mm
- AG 20mm ~ 127mm / Thickness : min 10mm ~ max 38mm

Tel: +86 755 27218281/27389376
 Cell phone : +86 13825278903
 Q Q : 2240669825
 skype: lixiang668903
 E-mail: szaddalx@163.com

Bearing type: ◎=Ball ※=Sleeve ●=Hypro Bearing

	Frame size (mm)	Model No.	Bearing Type	Rated Voltage (VDC)	Current (A)	Power (W)	Rated Speed (RPM)	Maximum AirFlow (CMM) (CFM)	Maximum Pressure (InAq) (mmAq)	*Noise Level (dB/A)	Weight (g)
AD6025(T)	60x60x25	AD06012HB257000	◎※●	12	0.12	1.44	4500	0.66 23.34	0.23 5.92	33.8	53
	60x60x25	AD06012UB257000	◎※●	12	0.18	2.16	5000	0.74 25.97	0.28 7.19	37.1	53
	60x60x25	AD06024MB257000	◎※●	24	0.03	0.72	3500	0.49 17.34	0.13 3.33	26.9	53
	60x60x25	AD06024HB257000	◎※●	24	0.06	1.44	4500	0.66 23.34	0.23 5.92	33.8	53
	60x60x25	AD06024UB257000	◎※●	24	0.08	1.92	5000	0.74 25.97	0.28 7.19	37.1	53
	60x60x25	AD06024XB257000	◎※●	24	0.14	3.36	6000	0.89 31.38	0.37 9.30	42.8	53
AS6038	60x60x38	AS06012HB387100	◎	12	1.45	17.40	13000	1.93 68.37	1.95 49.63	61.4	125
	60x60x38	AS06012UB387100	◎	12	2.10	25.20	14500	2.16 76.18	2.42 61.34	64.1	125
	60x60x38	AS06012XB387100	◎	12	2.70	32.40	16000	2.42 85.54	2.95 74.93	66.7	125
	60x60x38	AS06024HB387100	◎	24	0.73	17.52	13000	1.93 68.37	1.95 49.63	61.4	125
	60x60x38	AS06024UB387100	◎	24	0.92	22.08	14500	2.16 76.18	2.42 61.34	64.1	125
	60x60x38	AS06024XB387100	◎	24	1.25	30.00	16000	2.42 85.54	2.95 74.93	66.7	125
	60x60x38	AS06048HB387100	◎	48	0.36	17.28	13000	1.93 68.37	1.95 49.63	61.4	125
	60x60x38	AS06048UB387100	◎	48	0.47	22.56	14500	2.16 76.18	2.42 61.34	64.1	125
AS6038	60x60x38	AS06012LB385BB0	◎	12	0.45	5.40	10000	1.06 37.40	1.20 30.40	50.4	143
	60x60x38	AS06012MB385BB0	◎	12	0.70	8.40	12500	1.32 46.50	1.79 45.70	56.1	143
	60x60x38	AS06012HB385BB0	◎	12	1.13	13.50	15000	1.61 56.70	2.51 63.80	60.9	143
	60x60x38	AS06012UB385BB0	◎	12	1.70	20.40	17500	1.86 65.60	3.19 80.90	65.3	143
AD6038DS	60x60x38	AD0612MB-F73DS	◎	12	0.28	3.36	6000	1.03 36.56	0.56 14.27	49.8	109
	60x60x38	AD0612HB-F73DS	◎	12	0.64	7.68	8000	1.37 48.37	0.98 24.99	58.0	109
	60x60x38	AD0612UB-F73DS	◎	12	1.40	16.80	10000	1.73 61.00	1.20 30.48	63.6	109
	60x60x38	AD0624MB-F73DS	◎	24	0.16	3.84	6000	1.03 36.56	0.56 14.27	49.8	109
	60x60x38	AD0624HB-F73DS	◎	24	0.34	8.16	8000	1.37 48.37	0.98 24.99	58.0	109
	60x60x38	AD0624UB-F73DS	◎	24	0.70	16.80	10000	1.73 61.00	1.20 30.48	63.6	109
	60x60x38	AD0648MB-F73DS	◎	48	0.09	4.32	6000	1.03 36.56	0.56 14.27	49.8	109
	60x60x38	AD0648HB-F73DS	◎	48	0.20	9.60	8000	1.37 48.37	0.98 24.99	58.0	109
AS6076	60x60x76	AS06012HB765300	◎	12	1.60	19.20	in:11500/ out:7000	1.88 66.54	2.01 51.00	64.5	260
	60x60x76	AS06012UB765300	◎	12	2.60	31.20	in:11000/ out:13000	2.30 81.07	2.44 61.90	67.9	260
AD7015-11	70x70x15	AD0712DB-DA1	◎※●	12	0.07	0.84	2500	0.53 18.83	0.07 1.85	28.7	54
	70x70x15	AD0712LB-DA1	◎※●	12	0.08	0.96	3000	0.61 21.50	0.09 2.34	32.7	54
	70x70x15	AD0712MB-DA1	◎※●	12	0.12	1.44	3500	0.72 25.10	0.12 3.10	35.3	54



40x40x56



120x120x38



60x60x25



140x140x51

Tel: +86 755 27218281/27389376

Cell phone : +86 13825278903

Q Q : 2240669825

skype: lixiang668903

E-mail: szaddalx@163.com

*:Noise is measured at the distance of 1 meter from the axis of intake.
Specifications are subject to change without prior notice.

Bearing type: ◎=Ball ※=Sleeve ●=Hypro Bearing

	Frame size (mm)	Model No.	Bearing Type	Rated Voltage (VDC)	Current (A)	Power (W)	Rated Speed (RPM)	Maximum AirFlow (CMM) (CFM)	Maximum Pressure (InAq) (mmAq)	*Noise Level (dB/A)	Weight (g)
AD7015-11	70x70x15	AD0712HB-DA1	◎※●	12	0.18	2.16	4000	0.84 29.30	0.18 4.45	39.0	54
	70x70x15	AD0712UB-DA1	◎※●	12	0.28	3.36	4500	0.98 34.80	0.20 4.91	43.4	54
AD7015-7	70x70x15	AD0712DB-D71	◎※●	12	0.06	0.72	2500	0.55 19.34	0.07 1.78	25.6	54
	70x70x15	AD0712LB-D71	◎※●	12	0.08	0.96	3000	0.66 23.41	0.10 2.49	30.2	54
	70x70x15	AD0712MB-D71	◎※●	12	0.10	1.22	3500	0.81 28.61	0.15 3.71	36.9	54
	70x70x15	AD0712HB-D71	◎※●	12	0.15	1.76	4000	0.91 32.17	0.17 4.24	40.3	54
	70x70x15	AD0712UB-D71	◎※●	12	0.22	2.64	4500	1.01 35.80	0.23 5.79	41.9	54
	70x70x15	AD0712DB-D91	◎※●	12	0.05	0.60	2500	0.48 17.60	0.07 1.78	23.8	50
AD7015-9	70x70x15	AD0712LB-D91	◎※●	12	0.06	0.72	3000	0.59 21.40	0.10 2.49	27.6	50
	70x70x15	AD0712MB-D91	◎※●	12	0.11	1.32	3700	0.74 26.30	0.15 3.76	33.7	50
	70x70x15	AD0712HB-D91	◎※●	12	0.18	2.16	4600	0.93 32.70	0.22 5.64	40.6	50
	70x70x15	AD0712UB-D91	◎※●	12	0.26	3.12	5500	1.14 40.45	0.26 6.71	44.4	50
AD7015(T)-11	70x70x15	AD0712DB-DA0(T)	◎※●	12	0.07	0.84	2500	0.53 18.83	0.07 1.85	28.7	54
	70x70x15	AD0712LB-DA0(T)	◎※●	12	0.08	0.96	3000	0.61 21.50	0.09 2.34	32.7	54
	70x70x15	AD0712MB-DA0(T)	◎※●	12	0.12	1.44	3500	0.72 25.10	0.12 3.10	35.3	54
	70x70x15	AD0712HB-DA0(T)	◎※●	12	0.18	2.16	4000	0.84 29.30	0.18 4.45	39.0	54
	70x70x15	AD0712UB-DA0(T)	◎※●	12	0.28	3.36	4500	0.98 34.80	0.20 4.91	43.4	54
AD7015(T)-7	70x70x15	AD0712DB-D70(T)	◎※●	12	0.07	0.84	2500	0.55 19.34	0.07 1.78	25.6	54
	70x70x15	AD0712LB-D70(T)	◎※●	12	0.11	1.32	3000	0.66 23.41	0.10 2.49	30.2	54
	70x70x15	AD0712MB-D70(T)	◎※●	12	0.15	1.80	3500	0.81 28.61	0.15 3.71	36.9	54
	70x70x15	AD0712HB-D70(T)	◎※●	12	0.23	2.76	4000	0.91 32.17	0.17 4.24	40.3	54
	70x70x15	AD0712UB-D70(T)	◎※●	12	0.28	3.36	4500	0.98 34.80	0.20 4.91	43.4	54
AG07020-9	70x70x20	AG07012HB209300(0PJ)	◎	12	0.30	3.60	4500	1.15 40.78	0.26 6.60	41.5	61
	70x70x20	AG07012UB209300(0PJ)	◎	12	0.35	4.20	5000	1.26 44.50	0.31 7.87	43.5	61
AD7025GL	70x70x25	AD0712DB-A70GL(T)	◎※●	12	0.07	0.84	2500	0.62 21.90	0.08 2.03	21.0	61
	70x70x25	AD0712LB-A70GL(T)	◎※●	12	0.10	1.20	3300	0.80 28.20	0.15 3.45	31.6	61
	70x70x25	AD0712MB-A70GL(T)	◎※●	12	0.12	1.44	3800	0.91 32.30	0.18 4.47	33.6	61
	70x70x25	AD0712HB-A70GL(T)	◎※●	12	0.18	2.16	4200	1.00 35.50	0.22 5.51	38.0	61
	70x70x25	AD0712UB-A70GL(T)	◎※●	12	0.20	2.40	4500	1.10 38.90	0.25 6.15	38.9	61
	70x70x25	AD0724MB-A70GL(T)	◎※●	24	0.09	2.40	3800	0.91 32.30	0.18 4.47	33.6	61
	70x70x25	AD0724HB-A70GL(T)	◎※●	24	0.11	3.12	4200	1.00 35.50	0.22 5.51	38.0	61
AD7025GP	70x70x25	AD0712LB-A73GP	◎	12	0.17	2.04	3700	1.06 37.30	0.18 4.52	36.8	90
	70x70x25	AD0712MB-A73GP	◎	12	0.22	2.62	4200	1.19 42.00	0.22 5.64	40.6	90
	70x70x25	AD0712HB-A73GP	◎	12	0.30	3.60	4700	1.33 46.90	0.30 7.62	43.0	90
	70x70x25	AD0712UB-A73GP	◎	12	0.33	3.96	5000	1.41 49.70	0.38 9.65	44.0	90
AD8015-7	80x80x15	AD0805MB-D73(N)	◎※●	5	0.13	0.65	2440	0.62 21.81	0.08 1.98	24.9	62

DC Fan 深圳市浩禧科技有限公司

- AD 15mm ~ 172mm / Thickness : min 04mm ~ max 51mm
- AS 40mm ~ 140mm / Thickness : min 28mm ~ max 51mm
- AG 20mm ~ 127mm / Thickness : min 10mm ~ max 38mm

Tel: +86 755 27218281/27389376
 Cell phone : +86 13825278903
 Q Q : 2240669825
 skype: lixiang668903
 E-mail: szaddalx@163.com

Bearing type: ◎=Ball ※=Sleeve ●=Hypro Bearing

	Frame size (mm)	Model No.	Bearing Type	Rated Voltage (VDC)	Current (A)	Power (W)	Rated Speed (RPM)	Maximum AirFlow (CMM) (CFM)	Maximum Pressure (InAq) (mmAq)	*Noise Level (dB/A)	Weight (g)	
AD8015-7	80x80x15	AD0805HB-D73(N)	◎※●	5	0.22	1.10	3200	0.84 29.72	0.12 3.10	34.4	62	
	80x80x15	AD0812LB-D73(N)	◎※●	12	0.04	0.48	2000	0.52 18.34	0.05 1.32	18.8	62	
	80x80x15	AD0812MB-D73(N)	◎※●	12	0.05	0.60	2440	0.62 21.81	0.08 1.98	24.9	62	
	80x80x15	AD0812HB-D73(N)	◎※●	12	0.11	1.32	3200	0.84 29.72	0.12 3.10	34.4	62	
	80x80x15	AD0812UB-D73(N)	◎※●	12	0.16	1.92	3800	0.97 34.34	0.17 4.39	38.1	62	
	80x80x15	AD0824MB-D73(N)	◎※●	24	0.05	1.20	2440	0.62 21.81	0.08 1.98	24.9	62	
	80x80x15	AD0824HB-D73(N)	◎※●	24	0.08	1.92	3200	0.84 29.72	0.12 3.10	34.4	62	
AD8015-7(PWM)	80x80x15	AD0812LB-D7B(NS)	◎※●	12	0.08	0.96	2500	0.65 22.95	0.08 2.10	25.8	63	
	80x80x15	AD0812MB-D7B(NS)	◎※●	12	0.10	1.20	3000	0.81 28.63	0.13 3.25	30.9	63	
	80x80x15	AD0812HB-D7B(NS)	◎※●	12	0.11	1.32	3500	0.89 31.50	0.15 3.81	36.5	63	
	80x80x15	AD0812UB-D7B(NS)	◎※●	12	0.17	2.04	4000	1.04 36.75	0.20 5.00	39.6	63	
	80x80x15	AD0812XB-D7B(NS)	◎※●	12	0.22	2.64	4500	1.18 41.78	0.25 6.25	43.4	63	
	80x80x15	AD0812VB-D7B(NS)	◎	12	0.26	3.12	5000	1.30 46.00	0.29 7.37	46.5	63	
	AG8015	80x80x15	★AG08012UB159000	◎	12	0.28	3.36	4000	1.33 46.82	0.25 6.30	42.5	63
AD8015GP	80x80x15	AD0812LB-D93GP	◎※●	12	0.07	0.84	2000	0.64 22.64	0.06 1.45	22.1	63	
	80x80x15	AD0812MB-D93GP	◎※●	12	0.11	1.32	2500	0.82 28.91	0.09 2.16	29.6	63	
	80x80x15	AD0812HB-D93GP	◎※●	12	0.13	1.56	3000	1.01 35.52	0.13 3.33	35.3	63	
	80x80x15	AD0812UB-D93GP	◎※●	12	0.18	2.16	3500	1.15 40.69	0.16 4.14	39.7	63	
	80x80x15	AD0812XB-D93GP	◎※●	12	0.29	3.48	4000	1.31 46.35	0.20 5.00	42.7	63	
AD8015-7(T)	80x80x15	AD0812LB-D76(T)	◎※●	12	0.06	0.72	2000	0.52 18.34	0.05 1.32	18.8	62	
	80x80x15	AD0812MB-D76(T)	◎※●	12	0.08	0.96	2440	0.62 21.81	0.08 1.98	24.9	62	
	80x80x15	AD0812HB-D76(T)	◎※●	12	0.11	1.32	3200	0.84 29.72	0.12 3.10	34.4	62	
AD8015-9(T)	80x80x15	AD0812DB-D96(T)	◎※●	12	0.07	0.84	2500	0.71 24.96	0.09 2.18	30.2	63	
	80x80x15	AD0812LB-D96(T)	◎※●	12	0.10	1.20	3000	0.84 29.58	0.12 2.97	36.0	63	
	80x80x15	AD0812MB-D96(T)	◎※●	12	0.14	1.68	3500	0.99 34.90	0.16 3.93	40.4	63	
	80x80x15	AD0812HB-D96(T)	◎※●	12	0.20	2.40	4000	1.14 40.11	0.20 4.96	44.5	63	
	80x80x15	AD0812UB-D96(T)	◎※●	12	0.26	3.12	4500	1.27 45.02	0.25 6.31	48.0	63	
	80x80x15	AD0824DB-D96(T)	◎※●	24	0.04	0.96	2500	0.71 24.96	0.09 2.18	30.2	63	
	80x80x15	AD0824LB-D96(T)	◎※●	24	0.05	1.20	3000	0.84 29.58	0.12 2.97	36.0	63	
	80x80x15	AD0824MB-D96(T)	◎※●	24	0.06	1.44	3500	0.99 34.90	0.16 3.93	40.4	63	
	80x80x15	AD0824HB-D96(T)	◎※●	24	0.10	2.40	4000	1.14 40.11	0.20 4.96	44.5	63	
	80x80x15	AD0824UB-D96(T)	◎※●	24	0.14	3.36	4500	1.27 45.02	0.25 6.31	48.0	63	
	AD8020	80x80x20	AD0812LB-C7B	◎※●	12	0.05	0.60	2000	0.51 17.91	0.07 1.80	22.9	69
		80x80x20	AD0812MB-C7B	◎※●	12	0.07	0.84	2500	0.65 23.00	0.11 2.79	28.0	69
80x80x20		AD0812HB-C7B	◎※●	12	0.10	1.20	3000	0.78 27.72	0.16 3.99	32.2	69	



40x40x56



120x120x38



60x60x25



140x140x51

Tel: +86 755 27218281/27389376

Cell phone : +86 13825278903

Q Q : 2240669825

skype: lixiang668903

E-mail: szaddalx@163.com

*:Noise is measured at the distance of 1 meter from the axis of intake.
Specifications are subject to change without prior notice.

Bearing type: ◎=Ball ※=Sleeve ●=Hypro Bearing

	Frame size (mm)	Model No.	Bearing Type	Rated Voltage (VDC)	Current (A)	Power (W)	Rated Speed (RPM)	Maximum AirFlow (CMM) (CFM)	Maximum Pressure (InAq) (mmAq)	*Noise Level (dB/A)	Weight (g)
AD8020	80x80x20	AD0812UB-C7B	◎※●	12	0.14	1.68	3500	0.92 32.50	0.20 5.08	37.5	69
	80x80x20	AD0812XB-C7B	◎※●	12	0.18	2.16	4000	1.05 37.17	0.26 6.55	41.0	69
	80x80x20	AD0812VB-C7B	◎※●	12	0.20	2.40	4500	1.18 41.57	0.33 8.31	45.0	69
AD8020	80x80x20	AD08012MX207600	※●	12	0.08	0.96	2500	0.78 27.72	0.12 3.12	26.9	75
	80x80x20	AD08012HX207600	※●	12	0.12	1.44	3000	0.97 34.13	0.18 4.60	33.1	75
	80x80x20	AD08012UX207600	※●	12	0.22	2.64	3600	1.15 40.70	0.26 6.50	38.3	75
AD8020	80x80x20	AD0805MB-C73(N)	◎※●	5	0.17	0.85	2440	0.63 22.27	0.10 2.49	28.1	68
	80x80x20	AD0805HB-C73(N)	◎※●	5	0.24	1.20	3000	0.78 27.55	0.16 4.02	34.0	68
	80x80x20	AD0812MB-C73(N)	◎※●	12	0.07	0.84	2440	0.63 22.27	0.10 2.49	28.1	68
	80x80x20	AD0812HB-C73(N)	◎※●	12	0.13	1.56	3000	0.78 27.55	0.16 4.02	34.0	68
	80x80x20	AD0812UB-C73(N)	◎※●	12	0.25	3.00	4200	1.10 38.89	0.27 6.93	43.5	68
	80x80x20	AD0824MB-C73(N)	◎※●	24	0.05	1.20	2440	0.63 22.27	0.10 2.49	28.1	68
AD8020(T)	80x80x20	AD0824HB-C73(N)	◎※●	24	0.08	1.92	3000	0.78 27.55	0.16 4.02	34.0	68
	80x80x20	AD0812LB-C76(T)	◎※●	12	0.06	0.72	2100	0.53 18.86	0.07 1.88	23.8	68
	80x80x20	AD0812MB-C76(T)	◎※●	12	0.08	0.96	2500	0.66 23.35	0.09 2.31	27.4	68
	80x80x20	AD0812HB-C76(T)	◎※●	12	0.13	1.56	3100	0.81 28.57	0.15 3.78	34.9	68
	80x80x20	AD0812UB-C76(T)	◎※●	12	0.18	2.16	3750	1.00 35.17	0.22 5.54	40.1	68
	80x80x20	AD0824MB-C76(T)	◎※●	24	0.04	0.96	2500	0.66 23.35	0.09 2.31	27.4	68
AD8025(PWM)	80x80x25	AD0824HB-C76(T)	◎※●	24	0.06	1.44	3100	0.81 28.57	0.15 3.78	34.9	68
	80x80x25	AD0812DB-A7BGL	◎※●	12	0.05	0.60	1500	0.58 20.36	0.05 1.14	15.6	76
	80x80x25	AD0812LB-A7BGL	◎※●	12	0.07	0.84	2000	0.74 26.00	0.08 1.91	22.0	76
	80x80x25	AD0812MB-A7BGL	◎※●	12	0.10	1.20	2500	0.95 33.50	0.10 2.54	29.0	76
	80x80x25	AD0812HB-A7BGL	◎※●	12	0.16	1.92	3000	1.13 40.00	0.15 3.81	34.0	76
	80x80x25	AD0812UB-A7BGL	◎※●	12	0.21	2.52	3600	1.36 48.00	0.22 5.59	39.0	76
AD8025-3 PHASES	80x80x25	AD0812XB-A7BGL	◎※●	12	0.36	4.32	4500	1.73 61.00	0.35 8.89	46.0	76
	80x80x25	AD08012XB257BZ0	◎	12	0.29	3.48	4500	1.64 58.07	0.35 8.81	46.3	85
AD8025	80x80x25	AD08012LB2576A0(0HT)	◎	12	0.08	0.96	2000	0.66 23.31	0.08 2.09	23.6	93.5
	80x80x25	AD08012MB2576A0(0HT)	◎	12	0.14	1.68	3000	1.02 36.29	0.18 4.46	32.9	93.5
	80x80x25	AD08012HB2576A0(0HT)	◎	12	0.21	2.52	3700	1.27 44.76	0.25 6.28	37.9	93.5
AG8025	80x80x25	AG08012DB257600	◎※●	12	0.05	0.60	1500	0.49 17.33	0.05 1.15	15.0	86
	80x80x25	AG08012LB257600	◎※●	12	0.06	0.72	2000	0.67 23.60	0.08 1.99	22.4	86
	80x80x25	AG08012MB257600	◎※●	12	0.09	1.08	2500	0.84 29.81	0.13 3.19	29.3	86
	80x80x25	AG08012HB257600	◎※●	12	0.15	1.80	3000	1.01 35.70	0.17 4.44	34.0	86
	80x80x25	AG08012UB257600	◎※●	12	0.24	2.88	3600	1.22 43.11	0.24 6.07	38.9	86
	80x80x25	AG08024DB257600	◎※●	24	0.02	0.48	1500	0.49 17.33	0.05 1.15	15.0	86

DC Fan 深圳市浩禧科技有限公司

- AD 15mm ~ 172mm / Thickness : min 04mm ~ max 51mm
- AS 40mm ~ 140mm / Thickness : min 28mm ~ max 51mm
- AG 20mm ~ 127mm / Thickness : min 10mm ~ max 38mm

Tel: +86 755 27218281/27389376

Cell phone : +86 13825278903

Q Q : 2240669825

skype: lixiang668903

E-mail: szaddalx@163.com

Bearing type: ◎=Ball ※=Sleeve ●=Hypro Bearing

	Frame size (mm)	Model No.	Bearing Type	Rated Voltage (VDC)	Current (A)	Power (W)	Rated Speed (RPM)	Maximum AirFlow (CMM) (CFM)	Maximum Pressure (InAq) (mmAq)	*Noise Level (dB/A)	Weight (g)
AG8025	80x80x25	AG08024LB257600	◎※●	24	0.03	0.72	2000	0.67 23.60	0.08 1.99	22.4	86
	80x80x25	AG08024MB257600	◎※●	24	0.05	1.20	2500	0.84 29.81	0.13 3.19	29.3	86
	80x80x25	AG08024HB257600	◎※●	24	0.10	2.40	3000	1.01 35.70	0.17 4.44	34.0	86
	80x80x25	AG08024UB257600	◎※●	24	0.13	3.12	3600	1.22 43.11	0.24 6.07	38.9	86
AG8025	80x80x25	AG08012LB257300	◎※●	12	0.07	0.84	2000	0.67 23.60	0.08 1.99	22.4	86
	80x80x25	AG08012MB257300	◎※●	12	0.11	1.32	2500	0.84 29.81	0.13 3.19	29.3	86
	80x80x25	AG08012HB257300	◎※●	12	0.14	1.68	3000	1.01 35.70	0.17 4.44	34.0	86
	80x80x25	AG08012UB257300	◎※●	12	0.20	2.40	3600	1.22 43.11	0.24 6.07	38.9	86
	80x80x25	AG08012XB257300	◎	12	0.33	3.12	4500	1.53 54.06	0.38 9.67	45.0	86
AS8025	80x80x25	AS08012XB259B00	◎	12	0.48	5.76	4500	1.97 68.20	0.35 8.86	52.0	86
AD8025	80x80x25	AD0812DB-A73GL(LN)	◎※●	12	0.04	0.48	1600	0.61 21.61	0.05 1.17	14.0	86
	80x80x25	AD0812LB-A73GL(LN)	◎※●	12	0.06	0.72	2000	0.76 26.80	0.08 1.98	21.6	86
	80x80x25	AD0812MB-A73GL(LN)	◎※●	12	0.09	1.08	2500	0.95 33.40	0.12 2.97	28.3	86
	80x80x25	AD0812HB-A73GL(LN)	◎※●	12	0.16	1.92	3000	1.14 40.26	0.15 3.91	33.4	86
	80x80x25	AD0812UB-A73GL(LN)	◎※●	12	0.30	3.60	3900	1.49 52.49	0.27 6.73	40.8	86
	80x80x25	AD0812XB-A73GL(LN)	◎※●	12	0.33	3.96	4200	1.61 56.77	0.30 7.70	43.4	86
	80x80x25	AD0824MB-A73GL(LN)	◎※●	24	0.06	1.44	2500	0.95 33.40	0.12 2.97	28.3	86
	80x80x25	AD0824HB-A73GL(LN)	◎※●	24	0.09	2.16	3000	1.14 40.26	0.15 3.91	33.4	86
AD8025GP	80x80x25	AD0824UB-A73GL(LN)	◎※●	24	0.15	3.60	3900	1.49 52.49	0.27 6.73	40.8	86
	80x80x25	AD0812HB-A73GP(11)	◎	12	0.17	2.04	3500	1.41 49.70	0.20 5.08	38.5	95
	80x80x25	AD0812UB-A7BGP(11)	◎	12	0.27	3.24	4000	1.58 56.00	0.25 6.35	43.5	95
	80x80x25	AD0812XB-A7BGP(11)	◎	12	0.35	4.20	4500	1.90 67.00	0.30 7.62	46.0	95
	80x80x25	AD0812VB-A7BGP(11)	◎	12	0.53	6.36	5000	2.04 72.00	0.36 9.14	49.0	95
	80x80x25	AD0824HB-A73GP	◎	24	0.10	2.40	3500	1.41 49.70	0.20 5.08	38.5	95
	80x80x25	AD0824UB-A73GP	◎	24	0.13	3.12	4000	1.58 56.00	0.25 6.35	43.5	95
	80x80x25	AD0824XB-A73GP	◎	24	0.18	4.32	4500	1.90 67.00	0.30 7.62	46.0	95
	80x80x25	AD0824VB-A73GP	◎	24	0.26	6.24	5000	2.04 72.00	0.36 9.14	49.0	95
	80x80x25	AD0848HB-A7BGP	◎	48	0.07	3.36	3500	1.41 49.70	0.20 5.08	38.5	95
AD8025(T)	80x80x25	AD0848UB-A7BGP	◎	48	0.10	4.80	4000	1.58 56.00	0.25 6.35	43.5	95
	80x80x25	AD0848XB-A7BGP	◎	48	0.12	5.76	4500	1.90 67.00	0.30 7.62	46.0	95
	80x80x25	AD0848VB-A7BGP	◎	48	0.13	6.24	5000	2.04 72.00	0.36 9.14	49.0	95
	80x80x25	AD0812DB-A76GL(LTC)	◎※●	12	0.05	0.60	1600	0.61 21.60	0.05 1.17	14.0	86
	80x80x25	AD0812LB-A76GL(LTC)	◎※●	12	0.08	0.96	2100	0.80 28.39	0.08 1.91	22.1	86
	80x80x25	AD0812MB-A76GL(LTC)	◎※●	12	0.12	1.44	2500	0.95 33.40	0.12 2.97	28.3	86
	80x80x25	AD0812HB-A76GL(LTC)	◎※●	12	0.21	2.52	3000	1.14 40.26	0.15 3.91	33.4	86



40x40x56



120x120x38



60x60x25



140x140x51

Tel: +86 755 27218281/27389376

Cell phone : +86 13825278903

Q Q : 2240669825

skype: lixiang668903

E-mail: szaddalx@163.com

*:Noise is measured at the distance of 1 meter from the axis of intake.
Specifications are subject to change without prior notice.

Bearing type: ◎=Ball ※=Sleeve ●=Hypro Bearing

	Frame size (mm)	Model No.	Bearing Type	Rated Voltage (VDC)	Current (A)	Power (W)	Rated Speed (RPM)	Maximum AirFlow (CMM) (CFM)	Maximum Pressure (InAq) (mmAq)	*Noise Level (dB/A)	Weight (g)
AD8025(T)	80x80x25	AD0812UB-A76GL(LTC)	◎※●	12	0.23	2.76	3400	1.31 46.13	0.20 5.11	38.5	86
	80x80x25	AD0824LB-A76GL(LTC)	◎※●	24	0.04	0.96	2100	0.80 28.39	0.08 1.91	22.1	86
	80x80x25	AD0824MB-A76GL(LTC)	◎※●	24	0.07	1.68	2500	0.95 33.40	0.12 2.97	28.3	86
	80x80x25	AD0824HB-A76GL(LTC)	◎※●	24	0.10	2.40	3200	1.24 43.99	0.18 4.52	35.4	86
AD8032	80x80x32	AD08012DB327B00	◎	12	0.13	1.56	3000	1.17 41.20	0.21 5.21	34.0	135
	80x80x32	AD08012LB327B00	◎	12	0.25	3.00	3800	1.48 52.20	0.32 8.13	40.4	135
	80x80x32	AD08012MB327B00	◎	12	0.35	4.20	4600	1.82 64.40	0.48 12.19	45.6	135
	80x80x32	AD08012HB327B00	◎	12	0.50	6.00	5400	2.12 74.80	0.64 16.26	50.2	135
	80x80x32	AD08012UB327B00	◎	12	0.76	9.12	6200	2.49 87.90	0.84 21.34	53.5	135
	80x80x32	AD08012XB327B00	◎	12	1.15	13.80	7000	2.75 97.00	1.04 26.42	58.0	135
	80x80x32	AD08024DB327B00	◎	24	0.10	2.40	3000	1.17 41.20	0.21 5.21	34.0	135
	80x80x32	AD08024LB327B00	◎	24	0.12	2.88	3800	1.48 52.20	0.32 8.13	40.4	135
	80x80x32	AD08024MB327B00	◎	24	0.18	4.32	4600	1.82 64.40	0.48 12.19	45.6	135
	80x80x32	AD08024HB327B00	◎	24	0.28	6.72	5400	2.12 74.80	0.64 16.26	50.2	135
	80x80x32	AD08024UB327B00	◎	24	0.44	10.56	6200	2.49 87.90	0.84 21.34	53.5	135
	80x80x32	AD08024XB327B00	◎	24	0.56	13.44	7000	2.75 97.00	1.04 26.42	58.0	135
AD8032	80x80x32	AD0812LB-Y5B(N)	◎	12	0.11	1.32	3000	1.12 39.58	0.19 4.75	35.5	108
	80x80x32	AD0812MB-Y5B(N)	◎	12	0.16	1.92	3400	1.27 44.76	0.24 6.12	36.7	108
	80x80x32	AD0812HB-Y5B(N)	◎	12	0.19	2.28	3800	1.39 49.00	0.29 7.42	42.4	108
	80x80x32	AD0812UB-Y5B(NCU)	◎	12	0.23	2.76	4200	1.57 55.39	0.32 8.03	44.0	108
	80x80x32	AD0824LB-Y53(N)	◎	24	0.07	1.68	3000	1.12 39.58	0.19 4.75	35.5	108
	80x80x32	AD0824MB-Y53(N)	◎	24	0.10	2.40	3400	1.27 44.76	0.24 6.12	36.7	108
	80x80x32	AD0824HB-Y53(N)	◎	24	0.12	2.88	3800	1.39 49.00	0.29 7.42	42.4	108
	80x80x32	AD0824UB-Y53(NCU)	◎	24	0.15	3.60	4200	1.57 55.39	0.32 8.03	44.0	108
	80x80x32	AD0848LB-Y53	◎	48	0.06	2.88	3000	1.12 39.58	0.19 4.75	35.5	108
	80x80x32	AD0848MB-Y53	◎	48	0.07	3.36	3400	1.27 44.76	0.24 6.12	36.7	108
	80x80x32	AD0848HB-Y53	◎	48	0.08	3.84	3800	1.39 49.00	0.29 7.42	42.4	108
	80x80x32	AD0848UB-Y53(CU)	◎	48	0.11	5.28	4200	1.57 55.39	0.32 8.03	44.0	108
AS8038(5)	80x80x38	AS08012LB385BB2	◎	12	1.45	17.40	9500	2.84 100.37	2.08 52.84	65.4	219
	80x80x38	AS08012MB385BB2	◎	12	2.30	27.60	11500	3.45 121.83	2.91 73.91	67.6	219
	80x80x38	AS08012HB385BB2	◎	12	4.10	49.20	13500	3.99 140.85	3.93 99.78	71.6	219
	80x80x38	AS08024LB385BB2	◎	24	0.75	18.00	9500	2.84 100.37	2.08 52.84	65.4	219
	80x80x38	AS08024MB385BB2	◎	24	1.19	28.56	11500	3.45 121.83	2.91 73.91	67.6	219
	80x80x38	AS08024HB385BB2	◎	24	1.88	45.12	13500	3.99 140.85	3.93 99.78	71.6	219
80x80x38	AS08048LB385BB2	◎	48	0.40	19.20	9500	2.84 100.37	2.08 52.84	65.4	219	

DC Fan 深圳市浩禧科技有限公司

- AD 15mm ~ 172mm / Thickness : min 04mm ~ max 51mm
- AS 40mm ~ 140mm / Thickness : min 28mm ~ max 51mm
- AG 20mm ~ 127mm / Thickness : min 10mm ~ max 38mm

Tel: +86 755 27218281/27389376

Cell phone : +86 13825278903

Q Q : 2240669825

skype: lixiang668903

E-mail: szaddalx@163.com

Bearing type: ◎=Ball ※=Sleeve ●=Hypro Bearing

	Frame size (mm)	Model No.	Bearing Type	Rated Voltage (VDC)	Current (A)	Power (W)	Rated Speed (RPM)	Maximum AirFlow (CMM) (CFM)	Maximum Pressure (InAq) (mmAq)	*Noise Level (dB/A)	Weight (g)
AS8038(5)	80x80x38	AS08048MB385BB2	◎	48	0.64	30.72	11500	3.45 121.83	2.91 73.91	67.6	219
	80x80x38	AS08048HB385BB2	◎	48	1.14	54.72	13500	3.99 140.85	3.93 99.78	71.6	219
	80x80x38	AS08012DB389B00	◎	12	0.80	9.60	6000	2.30 82.23	0.90 22.96	55.0	212
	80x80x38	AS08012LB389B00	◎	12	1.25	15.00	7000	2.78 99.44	1.21 30.78	58.9	212
	80x80x38	AS08012MB389B00	◎	12	1.80	21.60	8000	3.19 114.01	1.62 41.02	61.9	212
	80x80x38	AS08012HB389B00	◎	12	2.50	30.00	9000	3.79 133.70	2.01 51.06	64.6	212
AS8038(9)	80x80x38	AS08024DB389B00	◎	24	0.37	8.88	6000	2.30 82.23	0.90 22.96	55.0	212
	80x80x38	AS08024LB389B00	◎	24	0.59	14.16	7000	2.78 99.44	1.21 30.78	58.9	212
	80x80x38	AS08024MB389B00	◎	24	0.80	19.20	8000	3.19 114.01	1.62 41.02	61.9	212
	80x80x38	AS08024HB389B00	◎	24	1.12	26.88	9000	3.79 133.70	2.01 51.06	64.6	212
	80x80x38	AS08048DB389B00	◎	48	0.21	10.08	6000	2.30 82.23	0.90 22.96	55.0	212
	80x80x38	AS08048LB389B00	◎	48	0.32	15.36	7000	2.78 99.44	1.21 30.78	58.9	212
AS8038(5)	80x80x38	AS08048MB389B00	◎	48	0.43	20.64	8000	3.19 114.01	1.62 41.02	61.9	212
	80x80x38	AS08048HB389B00	◎	48	0.57	27.36	9000	3.79 133.70	2.01 51.06	64.6	212
	80x80x38	AS08012LB385BB1	◎	12	1.15	13.80	12000	2.47 87.40	2.30 58.53	64.6	208
	80x80x38	AS08012MB385BB1	◎	12	1.70	20.40	14000	2.89 102.28	2.75 69.84	68.3	208
	80x80x38	AS08012HB385BB1	◎	12	2.34	28.08	16000	3.45 121.69	4.39 111.59	71.8	208
	80x80x38	AS08012UB385BB1	◎	12	3.55	42.60	18000	3.74 132.07	4.63 117.50	74.5	208
AD8038DS	80x80x38	AD0812HB-F7BDS(M)	◎	12	0.54	6.48	4800	2.12 75.00	0.49 12.45	50.5	195
	80x80x38	AD0812UB-F7BDS(M)	◎	12	0.86	10.32	5500	2.49 88.00	0.66 16.76	55.0	195
	80x80x38	AD0812XB-F7BDS(M)	◎	12	1.25	15.00	6200	2.75 97.00	0.80 20.32	57.0	195
	80x80x38	AD0812VB-F7BDS(M)	◎	12	2.05	24.60	7000	3.11 110.00	1.05 26.67	60.5	195
	80x80x38	AD0824HB-F7BDS(M)	◎	24	0.30	7.20	4800	2.12 75.00	0.49 12.45	50.5	195
	80x80x38	AD0824UB-F7BDS(M)	◎	24	0.44	10.56	5500	2.49 88.00	0.66 16.76	55.0	195
	80x80x38	AD0824XB-F7BDS(M)	◎	24	0.54	12.96	6200	2.75 97.00	0.80 20.32	57.0	195
	80x80x38	AD0848HB-F7BDS(M)	◎	48	0.15	7.20	4800	2.12 75.00	0.49 12.45	50.5	195
	80x80x38	AD0848UB-F7BDS(M)	◎	48	0.23	11.04	5500	2.49 88.00	0.66 16.76	55.0	195
	80x80x38	AD0848XB-F7BDS(M)	◎	48	0.36	17.28	6200	2.75 97.00	0.80 20.32	57.0	195
AD8038	80x80x38	AD0812DB-F73(N)	◎	12	0.07	0.84	2000	0.87 30.66	0.09 2.21	25.5	120
	80x80x38	AD0812LB-F73(N)	◎	12	0.10	1.20	2500	1.10 38.73	0.13 3.35	32.3	120
	80x80x38	AD0812MB-F73(N)	◎	12	0.17	2.04	3000	1.30 46.06	0.17 4.24	36.0	120
	80x80x38	AD0812HB-F73(N)	◎	12	0.24	2.88	3500	1.51 53.31	0.22 5.64	39.9	120
	80x80x38	AD0812UB-F73(N)	◎	12	0.34	4.08	4000	1.76 62.16	0.32 8.10	43.7	120
	80x80x38	AD0824LB-F73(N)	◎	24	0.08	1.92	2500	1.10 38.73	0.13 3.35	32.3	120
	80x80x38	AD0824MB-F73(N)	◎	24	0.10	2.40	3000	1.30 46.06	0.17 4.24	36.0	120



40x40x56



120x120x38



60x60x25



140x140x51

Tel: +86 755 27218281/27389376

Cell phone : +86 13825278903

Q Q : 2240669825

skype: lixiang668903

E-mail: szaddalx@163.com

*:Noise is measured at the distance of 1 meter from the axis of intake.
Specifications are subject to change without prior notice.

Bearing type: ◎=Ball ※=Sleeve ●=Hypro Bearing

	Frame size (mm)	Model No.	Bearing Type	Rated Voltage (VDC)	Current (A)	Power (W)	Rated Speed (RPM)	Maximum AirFlow (CMM) (CFM)	Maximum Pressure (InAq) (mmAq)	*Noise Level (dB/A)	Weight (g)
AD8038	80x80x38	AD0824HB-F73(N)	◎	24	0.14	3.36	3500	1.51 53.31	0.22 5.64	39.9	120
	80x80x76	AS08012DB765300	◎	12	1.40	16.80	in:5500/ out:5700	2.63 93.01	0.94 23.90	63.7	395
	80x80x76	AS08012LB765300	◎	12	1.90	22.80	in:6400/ out:7000	3.16 111.42	1.39 35.40	67.2	395
AS8076	80x80x76	AS08012MB765300	◎	12	3.10	37.20	in:7200/ out:8300	3.64 128.57	1.89 67.90	72.4	395
	80x80x76	AS08012HB765300	◎	12	4.60	55.20	in:8500/ out:10000	4.55 160.69	2.72 69.00	77.1	395
AD9220	92x92x20	AD0912MB-C73(N)	◎※●	12	0.09	1.08	2430	0.80 28.36	0.10 2.57	34.0	81
	92x92x20	AD0912HB-C73(N)	◎※●	12	0.12	1.44	2700	0.90 31.66	0.12 3.10	36.7	81
	92x92x20	AD0924MB-C73(N)	◎※●	24	0.07	1.68	2430	0.80 28.36	0.10 2.57	34.0	81
	92x92x20	AD0924HB-C73(N)	◎※●	24	0.09	2.16	2700	0.90 31.66	0.12 3.10	36.7	81
AD9220(T)	92x92x20	AD0912MB-C76(T)	◎※●	12	0.12	1.44	2430	0.80 28.36	0.10 2.57	34.0	81
	92x92x20	AD0912HB-C76(T)	◎※●	12	0.15	1.80	2700	0.90 31.66	0.12 3.10	36.7	81
	92x92x20	AD0924MB-C76(T)	◎※●	24	0.06	1.44	2430	0.80 28.36	0.10 2.57	34.0	81
	92x92x20	AD0924HB-C76(T)	◎※●	24	0.09	2.16	2700	0.90 31.66	0.12 3.10	36.7	81
AD9225-3 PHASES	92x92x25	AD09212UB257BZ0	◎	12	0.33	3.96	4000	1.97 69.37	0.31 7.91	47.0	100
	92x92x25	AG09212DB257600	◎※●	12	0.05	0.60	1500	0.78 27.70	0.06 1.41	26.0	108
	92x92x25	AG09212LB257600	◎※●	12	0.09	1.08	2000	1.05 37.00	0.09 2.35	31.2	108
	92x92x25	AG09212MB257600	◎※●	12	0.17	2.04	2500	1.30 45.80	0.14 3.50	37.5	108
	92x92x25	AG09212HB257600	◎※●	12	0.24	2.88	3000	1.56 55.00	0.20 5.06	43.3	108
	92x92x25	AG09212UB257600	◎※●	12	0.31	3.72	3300	1.71 60.70	0.24 5.98	46.0	108
AG9225	92x92x25	AG09212XB257600	◎	12	0.45	5.40	3800	1.99 70.56	0.30 7.62	50.0	108
	92x92x25	AG09224DB257600	◎※●	24	0.03	0.72	1500	0.78 27.70	0.06 1.41	26.0	108
	92x92x25	AG09224LB257600	◎※●	24	0.06	1.44	2000	1.05 37.00	0.09 2.35	31.2	108
	92x92x25	AG09224MB257600	◎※●	24	0.11	2.64	2500	1.30 45.80	0.14 3.50	37.5	108
	92x92x25	AG09224HB257600	◎※●	24	0.14	3.36	3000	1.56 55.00	0.20 5.06	43.3	108
	92x92x25	AG09224UB257600	◎※●	24	0.18	4.32	3300	1.71 60.70	0.24 5.98	46.0	108
	92x92x25	AG09212DB257610	◎	12	0.13	1.56	2000	1.09 38.37	0.08 2.15	26.3	108
	92x92x25	AG09212LB257610	◎	12	0.16	1.92	2500	1.36 48.23	0.13 3.27	32.1	108
AG9225G2	92x92x25	AG09212MB257610	◎	12	0.22	2.64	3000	1.63 57.77	0.20 5.09	36.5	108
	92x92x25	AG09212HB257610	◎	12	0.31	3.72	3300	1.83 64.56	0.24 6.06	39.2	108
	92x92x25	AG09212UB257610	◎	12	0.35	4.20	3600	2.01 71.00	0.28 7.17	42.0	108
	92x92x25	AG09224DB257610	◎	24	0.05	1.20	2000	1.09 38.37	0.08 2.15	26.3	108

DC Fan 深圳市浩禧科技有限公司

- AD 15mm ~ 172mm / Thickness : min 04mm ~ max 51mm
- AS 40mm ~ 140mm / Thickness : min 28mm ~ max 51mm
- AG 20mm ~ 127mm / Thickness : min 10mm ~ max 38mm

Tel: +86 755 27218281/27389376

Cell phone : +86 13825278903

Q Q : 2240669825

skype: lixiang668903

E-mail: szaddalx@163.com

Bearing type: ◎=Ball ※=Sleeve ●=Hypro Bearing

	Frame size (mm)	Model No.	Bearing Type	Rated Voltage (VDC)	Current (A)	Power (W)	Rated Speed (RPM)	Maximum AirFlow (CMM) (CFM)	Maximum Pressure (InAq) (mmAq)	*Noise Level (dB/A)	Weight (g)
AG9225G2	92x92x25	AG09224LB257610	◎	24	0.09	2.16	2500	1.36 48.23	0.13 3.27	32.1	108
	92x92x25	AG09224MB257610	◎	24	0.14	3.36	3000	1.63 57.77	0.20 5.09	36.5	108
	92x92x25	AG09224HB257610	◎	24	0.17	4.08	3300	1.83 64.56	0.24 6.06	39.2	108
	92x92x25	AG09224UB257610	◎	24	0.18	4.32	3600	2.01 71.00	0.28 7.17	42.0	108
AD9225	92x92x25	AD0912DB-A73GL(N)	◎※●	12	0.05	0.60	1600	0.86 30.30	0.03 0.86	19.1	92
	92x92x25	AD0912LB-A73GL(N)	◎※●	12	0.09	1.08	2300	1.25 43.99	0.09 2.36	30.0	92
	92x92x25	AD0912MB-A73GL(N)	◎※●	12	0.14	1.68	2600	1.40 49.36	0.12 3.15	34.5	92
	92x92x25	AD0912HB-A73GL(N)	◎※●	12	0.18	2.16	2900	1.59 56.07	0.15 3.71	37.5	92
	92x92x25	AD0912UB-A73GL(N)	◎※●	12	0.27	3.24	3300	1.75 61.93	0.19 4.75	42.2	92
	92x92x25	AD0924LB-A73GL(N)	◎※●	24	0.08	1.92	2300	1.25 43.99	0.09 2.36	30.0	92
	92x92x25	AD0924MB-A73GL(N)	◎※●	24	0.09	2.16	2600	1.40 49.36	0.12 3.15	34.5	92
	92x92x25	AD0924HB-A73GL(N)	◎※●	24	0.11	2.64	2900	1.59 56.07	0.15 3.71	37.5	92
	92x92x25	AD0924UB-A73GL(N)	◎※●	24	0.16	3.84	3300	1.75 61.93	0.19 4.75	42.2	92
	92x92x25	AD0948HB-A73GL	◎	48	0.11	5.28	2900	1.59 56.07	0.15 3.71	37.5	92
AD9225(T)	92x92x25	AD0912DB-A76GL(HT)	◎※●	12	0.06	0.72	1600	0.86 30.30	0.03 0.86	19.1	92
	92x92x25	AD0912LB-A76GL(HT)	◎※●	12	0.11	1.32	2100	1.15 40.69	0.08 2.06	29.2	92
	92x92x25	AD0912MB-A76GL(HT)	◎※●	12	0.15	1.80	2400	1.26 44.66	0.10 2.57	31.2	92
	92x92x25	AD0912HB-A76GL(HT)	◎※●	12	0.24	2.88	2900	1.59 56.07	0.15 3.71	37.5	92
	92x92x25	AD0912UB-A76GL(HT)	◎※●	12	0.28	3.36	3300	1.75 61.93	0.19 4.75	42.2	92
	92x92x25	AD0924DB-A76GL(HT)	◎※●	24	0.04	0.96	1600	0.86 30.30	0.03 0.86	19.1	92
	92x92x25	AD0924LB-A76GL(HT)	◎※●	24	0.05	1.20	2100	1.15 40.69	0.08 2.06	29.2	92
	92x92x25	AD0924MB-A76GL(HT)	◎※●	24	0.09	2.16	2400	1.26 44.66	0.10 2.57	31.2	92
92x92x25	AD0924HB-A76GL(HT)	◎※●	24	0.15	3.60	2900	1.59 56.07	0.15 3.71	37.5	92	
AD9225GP	92x92x25	AD0912HB-A73GP	◎	12	0.19	2.28	3000	1.77 62.50	0.19 4.70	39.5	103
	92x92x25	AD0912UB-A73GP	◎	12	0.37	4.44	3500	2.04 72.00	0.23 5.84	44.0	103
	92x92x25	AD0912XB-A73GP	◎	12	0.47	5.64	4000	2.36 83.50	0.28 7.11	48.0	103
	92x92x25	AD0924HB-A73GP	◎	24	0.12	2.88	3000	1.77 62.50	0.19 4.70	39.5	103
	92x92x25	AD0924UB-A73GP	◎	24	0.18	4.32	3500	2.04 72.00	0.23 5.84	44.0	103
	92x92x25	AD0924XB-A73GP	◎	24	0.24	5.76	4000	2.36 83.50	0.28 7.11	48.0	103
	92x92x25	AD0948HB-A73GP	◎	48	0.08	3.84	3000	1.77 62.50	0.19 4.70	39.5	103
	92x92x25	AD0948UB-A73GP	◎	48	0.12	5.76	3500	2.04 72.00	0.23 5.84	44.0	103
92x92x25	AD0948XB-A73GP	◎	48	0.17	8.16	4000	2.36 83.50	0.28 7.11	48.0	103	
AD9232	92x92x32	AD0912LB-Y73GL(N)	◎	12	0.16	1.92	2500	1.36 48.05	0.14 3.61	34.7	140
	92x92x32	AD0912MB-Y73GL(N)	◎	12	0.24	2.88	3000	1.67 58.97	0.19 4.80	39.5	140
	92x92x32	AD0912HB-Y73GL(N)	◎	12	0.38	4.56	3500	1.95 68.95	0.28 7.21	44.0	140



40x40x56



120x120x38



60x60x25



140x140x51

Tel: +86 755 27218281/27389376

Cell phone : +86 13825278903

Q Q : 2240669825

skype: lixiang668903

E-mail: szaddalx@163.com

*:Noise is measured at the distance of 1 meter from the axis of intake.
Specifications are subject to change without prior notice.

Bearing type: ◎=Ball ※=Sleeve ●=Hypro Bearing

	Frame size (mm)	Model No.	Bearing Type	Rated Voltage (VDC)	Current (A)	Power (W)	Rated Speed (RPM)	Maximum AirFlow (CMM) (CFM)	Maximum Pressure (InAq) (mmAq)	*Noise Level (dB/A)	Weight (g)
AD9232	92x92x32	AD0912UB-Y73GL(N)	◎	12	0.45	5.40	3900	2.18 77.18	0.37 9.42	50.0	140
	92x92x32	AD0924LB-Y73GL(N)	◎	24	0.08	1.92	2500	1.36 48.05	0.14 3.61	34.7	140
	92x92x32	AD0924MB-Y73GL(N)	◎	24	0.14	3.36	3000	1.67 58.97	0.19 4.80	39.5	140
	92x92x32	AD0924HB-Y73GL(N)	◎	24	0.21	5.04	3500	1.95 68.95	0.28 7.21	44.0	140
	92x92x32	AD0924UB-Y73GL(N)	◎	24	0.24	5.76	3900	2.18 77.18	0.37 9.42	50.0	140
	92x92x32	AD0948LB-Y73GL(N)	◎	48	0.06	2.88	2500	1.36 48.05	0.14 3.61	34.7	140
	92x92x32	AD0948MB-Y73GL(N)	◎	48	0.08	3.84	3000	1.67 58.97	0.19 4.80	39.5	140
	92x92x32	AD0948HB-Y73GL(N)	◎	48	0.10	4.80	3500	1.95 68.95	0.28 7.21	44.0	140
	92x92x32	AD0948UB-Y73GL(N)	◎	48	0.13	6.24	3900	2.18 77.18	0.37 9.42	50.0	140
AS9238	92x92x38	AS09212LB389BB0	◎	12	0.98	12.00	5000	3.00 106.00	0.64 16.33	55.0	255
	92x92x38	AS09212MB389BB0	◎	12	1.55	19.00	6000	3.59 127.00	0.93 23.52	61.0	255
	92x92x38	AS09212HB389BB0	◎	12	2.24	27.00	7000	4.27 151.00	1.31 33.22	64.0	255
	92x92x38	AS09212UB389BB0	◎	12	3.50	42.00	8000	4.92 174.00	1.71 43.38	68.0	255
	92x92x38	AS09224LB389BB0	◎	24	0.55	13.00	5000	3.00 106.00	0.64 16.33	55.0	255
	92x92x38	AS09224MB389BB0	◎	24	0.80	19.00	6000	3.59 127.00	0.93 23.52	61.0	255
	92x92x38	AS09224HB389BB0	◎	24	1.15	28.00	7000	4.27 151.00	1.31 33.22	64.0	255
	92x92x38	AS09224UB389BB0	◎	24	1.80	43.00	8000	4.92 174.00	1.71 43.38	68.0	255
	92x92x38	AS09248LB389BB0	◎	48	0.30	14.00	5000	3.00 106.00	0.64 16.33	55.0	255
	92x92x38	AS09248MB389BB0	◎	48	0.45	22.00	6000	3.59 127.00	0.93 23.52	61.0	255
92x92x38	AS09248HB389BB0	◎	48	0.60	29.00	7000	4.27 151.00	1.31 33.22	64.0	255	
92x92x38	AS09248UB389BB0	◎	48	0.90	43.00	8000	4.92 174.00	1.71 43.38	68.0	255	
AD9238DS	92x92x38	AD0912HB-F9BDS(M)	◎	12	0.75	9.00	4400	3.06 108.00	0.50 12.70	52.5	210
	92x92x38	AD0912UB-F9BDS(M)	◎	12	0.98	11.76	4800	3.34 118.00	0.59 14.99	55.0	210
	92x92x38	AD0912XB-F9BDS(M)	◎	12	1.38	16.56	5400	3.82 135.00	0.74 18.80	58.5	210
	92x92x38	AD0912VB-F9BDS(M)	◎	12	2.25	27.00	6000	4.22 149.00	0.93 23.62	62.0	210
	92x92x38	AD0924HB-F9BDS(M)	◎	24	0.33	7.92	4400	3.06 108.00	0.50 12.70	52.5	210
	92x92x38	AD0924UB-F9BDS(M)	◎	24	0.47	11.28	4800	3.34 118.00	0.59 14.99	55.0	210
	92x92x38	AD0924XB-F9BDS(M)	◎	24	0.65	15.60	5400	3.82 135.00	0.74 18.80	58.5	210
	92x92x38	AD0948HB-F9BDS(M)	◎	48	0.19	9.12	4400	3.06 108.00	0.50 12.70	52.5	210
	92x92x38	AD0948UB-F9BDS(M)	◎	48	0.25	12.00	4800	3.34 118.00	0.59 14.99	55.0	210
AD9238GP	92x92x38	AD0948XB-F9BDS(M)	◎	48	0.35	16.80	5400	3.82 135.00	0.74 18.80	58.5	210
	92x92x38	AD0912HB-F9BGP(M)	◎	12	0.75	9.00	4400	2.97 105.00	0.45 11.43	53.0	210
	92x92x38	AD0912UB-F9BGP(M)	◎	12	0.98	11.76	4800	3.25 115.00	0.53 13.46	56.5	210
	92x92x38	AD0912XB-F9BGP(M)	◎	12	1.38	16.56	5400	3.68 130.00	0.67 17.02	59.5	210
	92x92x38	AD0912VB-F9BGP(M)	◎	12	2.20	26.40	6000	4.19 148.00	0.85 21.59	63.0	210

DC Fan 深圳市浩禧科技有限公司

- AD 15mm ~ 172mm / Thickness : min 04mm ~ max 51mm
- AS 40mm ~ 140mm / Thickness : min 28mm ~ max 51mm
- AG 20mm ~ 127mm / Thickness : min 10mm ~ max 38mm

Tel: +86 755 27218281/27389376

Cell phone : +86 13825278903

Q Q : 2240669825

skype: lixiang668903

E-mail: szaddalx@163.com

Bearing type: ◎=Ball ※=Sleeve ●=Hypro Bearing

	Frame size (mm)	Model No.	Bearing Type	Rated Voltage (VDC)	Current (A)	Power (W)	Rated Speed (RPM)	Maximum AirFlow (CMM) (CFM)	Maximum Pressure (InAq) (mmAq)	*Noise Level (dB/A)	Weight (g)
AD9238GP	92x92x38	AD0924HB-F9BGP(M)	◎	24	0.33	7.92	4400	2.97 105.00	0.45 11.43	53.0	210
	92x92x38	AD0924UB-F9BGP(M)	◎	24	0.47	11.28	4800	3.25 115.00	0.53 13.46	56.5	210
	92x92x38	AD0924XB-F9BGP(M)	◎	24	0.65	15.60	5400	3.68 130.00	0.67 17.02	59.5	210
	92x92x38	AD0948HB-F9BGP(M)	◎	48	0.19	9.12	4400	2.97 105.00	0.45 11.43	53.0	210
	92x92x38	AD0948UB-F9BGP(M)	◎	48	0.25	12.00	4800	3.25 115.00	0.53 13.46	56.5	210
	92x92x38	AD0948XB-F9BGP(M)	◎	48	0.35	16.80	5400	3.68 130.00	0.67 17.02	59.5	210
AD10538	105x105x38	AD1012DB-F91	◎	12	0.13	1.56	2000	1.64 58.10	0.14 3.53	35.5	231
	105x105x38	AD1012LB-F91	◎	12	0.25	3.00	2500	2.04 72.19	0.22 5.49	41.2	231
	105x105x38	AD1012MB-F91	◎	12	0.49	5.88	3000	2.54 89.73	0.31 7.87	46.2	231
	105x105x38	AD1012HB-F91	◎	12	0.71	8.52	3500	2.92 103.09	0.42 10.57	49.6	231
	105x105x38	AD1012UB-F91	◎	12	1.15	13.80	4000	3.36 118.66	0.55 13.92	53.5	231
AD11336	113x113x36	ADL312HB-X31	◎	12	0.22	2.64	2400	1.62 57.10	0.11 2.87	36.5	156
AD12025-3PHASES	120x120x25	AD12012DB257BZ0	◎	12	0.08	0.96	1500	1.62 57.21	0.07 1.88	28.0	156
	120x120x25	AD12012LB257BZ0	◎	12	0.11	1.32	1800	2.03 71.81	0.09 2.36	34.4	156
	120x120x25	AD12012MB257BZ0	◎	12	0.14	1.68	2050	2.29 81.05	0.11 2.87	38.0	156
	120x120x25	AD12012HB257BZ0	◎	12	0.16	1.92	2200	2.49 87.87	0.13 3.40	39.1	156
	120x120x25	AD12012UB257BZ0	◎	12	0.21	2.52	2500	2.80 98.97	0.17 4.42	43.3	156
	120x120x25	AG12012DB257B00	◎※●	12	0.12	1.44	1900	1.63 57.66	0.12 3.15	31.1	185
AG12025	120x120x25	AG12012LB257B00	◎※●	12	0.15	1.80	2200	1.90 67.02	0.17 4.29	34.6	185
	120x120x25	AG12012MB257B00	◎※●	12	0.21	2.52	2500	2.15 76.08	0.21 5.38	38.4	185
	120x120x25	AG12012HB257B00	◎※●	12	0.30	3.60	3100	2.68 94.69	0.31 7.87	44.8	185
	120x120x25	AG12012UB257B00	◎※●	12	0.48	5.76	3600	3.01 106.27	0.39 9.96	49.1	185
	120x120x25	AG12012XB257B00	◎※●	12	0.80	9.60	4100	3.48 122.92	0.48 12.19	52.0	185
	120x120x25	AG12024DB257B00	◎※●	24	0.07	1.68	1900	1.63 57.66	0.12 3.15	31.1	185
	120x120x25	AG12024LB257B00	◎※●	24	0.08	1.92	2200	1.90 67.02	0.17 4.29	34.6	185
	120x120x25	AG12024MB257B00	◎※●	24	0.11	2.64	2500	2.15 76.08	0.21 5.38	38.4	185
	120x120x25	AG12024HB257B00	◎※●	24	0.16	3.84	3100	2.68 94.69	0.31 7.87	44.8	185
	120x120x25	AG12024UB257B00	◎※●	24	0.25	6.00	3600	3.01 106.27	0.39 9.96	49.1	185
	120x120x25	AG12024XB257B00	◎※●	24	0.32	7.68	4100	3.48 122.92	0.48 12.19	52.0	185
	120x120x25	AG12048LB257B00	◎※●	48	0.05	2.40	2200	1.90 67.02	0.17 4.29	34.6	185
	120x120x25	AG12048MB257B00	◎※●	48	0.06	2.88	2500	2.15 76.08	0.21 5.38	38.4	185
	120x120x25	AG12048HB257B00	◎※●	48	0.11	5.28	3100	2.68 94.69	0.31 7.87	44.8	185
120x120x25	AG12048UB257B00	◎※●	48	0.14	6.72	3600	3.01 106.27	0.39 9.96	49.1	185	
AS12025	120x120x25	AS12012LB25AB00	◎	12	0.66	7.92	2900	3.56 125.82	0.28 7.04	51.0	220
	120x120x25	AS12012MB25AB00	◎	12	0.84	10.08	3400	4.27 150.77	0.39 9.83	54.7	220



40x40x56



120x120x38



60x60x25



140x140x51

Tel: +86 755 27218281/27389376

Cell phone : +86 13825278903

Q Q : 2240669825

skype: lixiang668903

E-mail: szaddalx@163.com

*:Noise is measured at the distance of 1 meter from the axis of intake.
Specifications are subject to change without prior notice.

Bearing type: ◎=Ball ※=Sleeve ●=Hypro Bearing

	Frame size (mm)	Model No.	Bearing Type	Rated Voltage (VDC)	Current (A)	Power (W)	Rated Speed (RPM)	Maximum AirFlow (CMM) (CFM)	Maximum Pressure (InAq) (mmAq)	*Noise Level (dB/A)	Weight (g)
AS12025	120x120x25	AS12012HB25AB00	◎	12	1.06	12.72	3700	4.57 161.51	0.44 11.25	57.8	220
	120x120x25	AS12012UB25AB00	◎	12	1.42	17.04	4000	4.98 175.90	0.52 13.28	58.6	220
	120x120x25	AS12024LB25AB00	◎	24	0.28	6.72	2900	3.56 125.82	0.28 7.04	51.0	220
	120x120x25	AS12024MB25AB00	◎	24	0.43	10.32	3400	4.27 150.77	0.39 9.83	54.7	220
	120x120x25	AS12024HB25AB00	◎	24	0.55	13.20	3700	4.57 161.51	0.44 11.25	57.8	220
	120x120x25	AS12024UB25AB00	◎	24	0.71	17.04	4000	4.98 175.90	0.52 13.28	58.6	220
	120x120x25	AS12048LB25AB00	◎	48	0.17	8.16	2900	3.56 125.82	0.28 7.04	51.0	220
	120x120x25	AS12048MB25AB00	◎	48	0.23	11.04	3400	4.27 150.77	0.39 9.83	54.7	220
	120x120x25	AS12048HB25AB00	◎	48	0.30	14.40	3700	4.57 161.51	0.44 11.25	57.8	220
	120x120x25	AS12048UB25AB00	◎	48	0.37	17.76	4000	4.98 175.90	0.52 13.28	58.6	220
AD12025ES	120x120x25	AD12012DB257600	◎	12	0.06	0.72	1500	1.47 52.08	0.07 1.80	27.4	156
	120x120x25	AD12012LB257600	◎	12	0.12	1.44	1800	1.78 63.05	0.10 2.59	33.0	156
	120x120x25	AD12012MB257600	◎	12	0.15	1.80	2050	2.02 71.30	0.13 3.35	36.3	156
	120x120x25	AD12012HB257600	◎	12	0.19	2.28	2200	2.19 77.21	0.15 3.86	38.4	156
	120x120x25	AD12012UB257600	◎	12	0.29	3.48	2500	2.54 89.84	0.19 4.85	41.6	156
AD12025	120x120x25	AD1212DB-A7BGL	◎※●	12	0.11	1.32	1500	1.62 57.21	0.07 1.88	27.2	156
	120x120x25	AD1212LB-A7BGL	◎※●	12	0.15	1.80	1800	2.03 71.81	0.09 2.36	34.4	156
	120x120x25	AD1212MB-A7BGL	◎※●	12	0.16	1.92	2050	2.29 81.05	0.11 2.87	38.0	156
	120x120x25	AD1212HB-A7BGL	◎※●	12	0.29	3.48	2200	2.49 87.87	0.13 3.40	39.1	156
	120x120x25	AD1212UB-A7BGL	◎※●	12	0.39	4.68	2500	2.80 98.97	0.17 4.42	43.3	156
	120x120x25	AD1224DB-A7BGL	◎※●	24	0.07	1.68	1500	1.62 57.21	0.07 1.88	27.2	156
	120x120x25	AD1224LB-A7BGL	◎※●	24	0.10	2.40	1800	2.03 71.81	0.09 2.36	34.4	156
	120x120x25	AD1224MB-A7BGL	◎※●	24	0.13	3.12	2050	2.29 81.05	0.11 2.87	38.0	156
	120x120x25	AD1224HB-A7BGL	◎※●	24	0.13	3.12	2200	2.49 87.87	0.13 3.40	39.1	156
	120x120x25	AD1224UB-A7BGL	◎※●	24	0.19	4.56	2500	2.80 98.97	0.17 4.42	43.3	156
AD12032	120x120x32	AD1212DB-Y5B	◎※●	12	0.08	0.96	1450	1.68 59.46	0.08 1.91	26.9	213
	120x120x32	AD1212LB-Y5B	◎※●	12	0.19	2.28	2000	2.35 82.98	0.12 3.12	36.2	213
	120x120x32	AD1212MB-Y5B	◎※●	12	0.26	3.12	2400	2.80 99.07	0.17 4.24	41.1	213
	120x120x32	AD1212HB-Y5B	◎※●	12	0.32	3.84	2750	3.16 111.71	0.24 6.12	43.3	213
	120x120x32	AD1212UB-Y5B	◎※●	12	0.51	6.12	3200	3.78 133.44	0.32 8.05	48.4	213
	120x120x32	AD1224DB-Y5B	◎※●	24	0.05	1.20	1450	1.68 59.46	0.08 1.91	26.9	213
	120x120x32	AD1224LB-Y5B	◎※●	24	0.10	2.40	2000	2.35 82.98	0.12 3.12	36.2	213
	120x120x32	AD1224MB-Y5B	◎※●	24	0.16	3.84	2400	2.80 99.07	0.17 4.24	41.1	213

DC Fan 深圳市浩禧科技有限公司

- AD 15mm ~ 172mm / Thickness : min 04mm ~ max 51mm
- AS 40mm ~ 140mm / Thickness : min 28mm ~ max 51mm
- AG 20mm ~ 127mm / Thickness : min 10mm ~ max 38mm

Tel: +86 755 27218281/27389376

Cell phone : +86 13825278903

Q Q : 2240669825

skype: lixiang668903

E-mail: szaddalx@163.com

Bearing type: ◎=Ball ※=Sleeve ●=Hypro Bearing

	Frame size (mm)	Model No.	Bearing Type	Rated Voltage (VDC)	Current (A)	Power (W)	Rated Speed (RPM)	Maximum AirFlow (CMM) (CFM)	Maximum Pressure (InAq) (mmAq)	*Noise Level (dB/A)	Weight (g)		
AD12032	120x120x32	AD1224HB-Y5B	◎※●	24	0.21	5.04	2750	3.16 111.71	0.24 6.12	43.3	213		
	120x120x32	AD1224UB-Y5B	◎※●	24	0.32	7.68	3200	3.78 133.44	0.32 8.05	48.4	213		
	120x120x32	AD1248HB-Y5B	◎※●	48	0.11	5.28	2750	3.16 111.71	0.24 6.12	43.3	213		
	120x120x32	AD1248UB-Y5B	◎※●	48	0.15	7.20	3200	3.78 133.44	0.32 8.05	48.4	213		
AD12032ES	120x120x32	AD12012DB325600	◎	12	0.06	0.72	1450	1.55 54.81	0.08 2.01	25.7	213		
	120x120x32	AD12012LB325600	◎	12	0.12	1.44	2000	2.18 76.91	0.15 3.76	35.3	213		
	120x120x32	AD12012MB325600	◎	12	0.20	2.40	2400	2.59 91.61	0.19 4.80	40.0	213		
	120x120x32	AD12012HB325600	◎	12	0.33	3.96	2750	3.01 106.49	0.23 5.94	45.4	213		
AD12038	120x120x38	AD1212DB-F5B(N)	◎※●	12	0.12	1.44	1500	1.62 57.29	0.09 2.16	28.4	235 /Plastic 297 /Aluminum		
	120x120x38	AD1212LB-F5B(N)	◎※●	12	0.22	2.64	1950	2.03 71.64	0.13 3.25	36.2			
	120x120x38	AD1212MB-F5B(N)	◎※●	12	0.34	4.08	2540	2.73 96.30	0.23 5.79	45.0			
	120x120x38	AD1212HB-F5B(N)	◎※●	12	0.39	4.68	2800	2.98 105.46	0.27 6.73	46.7			
	120x120x38	AD1212UB-F5B(N)	◎※●	12	0.62	7.44	3200	3.40 120.11	0.34 8.51	48.0			
	120x120x38	AD1224DB-F5B(N)	◎※●	24	0.07	1.68	1500	1.62 57.29	0.09 2.16	28.4			
	120x120x38	AD1224LB-F5B(N)	◎※●	24	0.10	2.40	1950	2.03 71.64	0.13 3.25	36.2			
	120x120x38	AD1224MB-F5B(N)	◎※●	24	0.20	4.80	2540	2.73 96.30	0.23 5.79	45.0			
	120x120x38	AD1224HB-F5B(N)	◎※●	24	0.26	6.24	2800	2.98 105.46	0.27 6.73	46.7			
	120x120x38	AD1224UB-F5B(N)	◎※●	24	0.38	9.12	3200	3.40 120.11	0.34 8.51	48.0			
	120x120x38	AD1248LB-F5B(N)	◎※●	48	0.09	4.32	1950	2.03 71.64	0.13 3.25	36.2			
	120x120x38	AD1248MB-F5B(N)	◎※●	48	0.13	6.24	2540	2.73 96.30	0.23 5.79	45.0			
	120x120x38	AD1248HB-F5B(N)	◎※●	48	0.18	8.64	2800	2.98 105.46	0.27 6.73	46.7			
	120x120x38	AD1248UB-F5B(N)	◎※●	48	0.22	10.56	3200	3.40 120.11	0.34 8.51	48.0			
	AD12038GP	120x120x38	AD1212DB-F9BGP(F)	◎	12	0.49	5.88	2800	3.69 130.54	0.30 7.49		48.5	335 /Plastic 390 /Aluminum
		120x120x38	AD1212LB-F9BGP(FCU)	◎	12	0.70	8.40	3200	4.25 150.12	0.38 9.73		52.5	
120x120x38		AD1212MB-F9BGP(FCU)	◎	12	0.96	11.52	3800	5.14 181.60	0.53 13.46	57.5			
120x120x38		AD1212HB-F9BGP(FM)	◎	12	1.62	19.44	4300	5.65 199.73	0.63 15.88	61.0			
120x120x38		AD1224DB-F9BGP(F)	◎	24	0.23	5.52	2800	3.69 130.54	0.30 7.49	48.5			
120x120x38		AD1224LB-F9BGP(FCU)	◎	24	0.36	8.64	3200	4.25 150.12	0.38 9.73	52.5			
120x120x38		AD1224MB-F9BGP(FCU)	◎	24	0.58	13.92	3800	5.14 181.60	0.53 13.46	57.5			
120x120x38		AD1224HB-F9BGP(FM)	◎	24	0.80	19.20	4300	5.65 199.73	0.63 15.88	61.0			
120x120x38		AD1224UB-F9BGP(FM)	◎	24	1.15	27.60	4700	6.27 221.40	0.75 18.97	63.0			
120x120x38		AD1248DB-F9BGP(F)	◎	48	0.16	7.68	2800	3.69 130.54	0.30 7.49	48.5			
120x120x38		AD1248LB-F9BGP(FCU)	◎	48	0.18	8.64	3200	4.25 150.12	0.38 9.73	52.5			
120x120x38		AD1248MB-F9BGP(FCU)	◎	48	0.28	13.44	3800	5.14 181.60	0.53 13.46	57.5			
120x120x38		AD1248HB-F9BGP(FM)	◎	48	0.44	21.12	4300	5.65 199.73	0.63 15.88	61.0			



40x40x56



120x120x38



60x60x25



140x140x51

Tel: +86 755 27218281/27389376

Cell phone : +86 13825278903

Q Q : 2240669825

skype: lixiang668903

E-mail: szaddalx@163.com

*:Noise is measured at the distance of 1 meter from the axis of intake.
Specifications are subject to change without prior notice.

Bearing type: ☉=Ball ☈=Sleeve ●=Hypro Bearing

	Frame size (mm)	Model No.	Bearing Type	Rated Voltage (VDC)	Current (A)	Power (W)	Rated Speed (RPM)	Maximum AirFlow (CMM) (CFM)	Maximum Pressure (InAq) (mmAq)	*Noise Level (dB/A)	Weight (g)
AD12038GP	120x120x38	AD1248UB-F9BGP(FM)	☉	48	0.58	27.84	4700	6.27 221.40	0.75 18.97	63.0	335/Plastic 390/Aluminum
	120x120x38	AS12012DB389B00	☉	12	0.60	7.20	3000	3.44 121.62	0.41 10.46	49.1	375
	120x120x38	AS12012LB389B00	☉	12	1.30	15.60	4000	4.59 162.05	0.68 17.34	56.9	375
	120x120x38	AS12012MB389B00	☉	12	2.30	27.60	5000	5.87 207.23	1.04 26.36	62.6	375
	120x120x38	AS12012HB389B00	☉	12	3.70	44.40	6000	7.08 250.02	1.48 37.59	68.6	375
	120x120x38	AS12024DB389B00	☉	24	0.35	8.40	3000	3.44 121.62	0.41 10.46	49.1	375
AS12038	120x120x38	AS12024LB389B00	☉	24	0.65	15.60	4000	4.59 162.05	0.68 17.34	56.9	375
	120x120x38	AS12024MB389B00	☉	24	1.05	25.20	5000	5.87 207.23	1.04 26.36	62.6	375
	120x120x38	AS12024HB389B00	☉	24	1.75	42.00	6000	7.08 250.02	1.48 37.59	68.6	375
	120x120x38	AS12048DB389B00	☉	48	0.20	9.60	3000	3.44 121.62	0.41 10.46	49.1	375
	120x120x38	AS12048LB389B00	☉	48	0.35	16.80	4000	4.59 162.05	0.68 17.34	56.9	375
	120x120x38	AS12048MB389B00	☉	48	0.55	26.40	5000	5.87 207.23	1.04 26.36	62.6	375
AD12038ES	120x120x38	AD12012DB385600(OF)	☉	12	0.08	0.96	1500	1.52 53.68	0.09 2.18	28.0	
	120x120x38	AD12012LB385600(OF)	☉	12	0.15	1.80	1950	1.93 68.28	0.14 3.66	36.7	235
	120x120x38	AD12012MB385600(OF)	☉	12	0.33	3.96	2540	2.58 91.23	0.23 5.77	44.4	/Plastic
	120x120x38	AD12012HB385600(OF)	☉	12	0.48	5.76	2800	2.85 100.80	0.26 6.65	46.5	
AD12738	127x127x38	AD1312LB-F5B	☉	12	0.25	3.00	2000	3.04 107.49	0.16 4.11	41.0	370
	127x127x38	AD1312MB-F5B	☉	12	0.38	4.56	2500	3.78 133.66	0.24 6.07	47.5	370
	127x127x38	AD1312HB-F5B	☉	12	0.65	7.80	2950	4.56 161.17	0.35 8.89	53.0	370
	127x127x38	AD1312UB-F5B(CU)	☉	12	1.06	12.72	3500	5.47 193.37	0.46 11.73	56.0	370
	127x127x38	AD1312XB-F5B(M)	☉	12	1.95	23.40	4100	6.41 226.63	0.56 14.15	62.0	370
	127x127x38	AD1324LB-F5B	☉	24	0.15	3.60	2000	3.04 107.49	0.16 4.11	41.0	370
	127x127x38	AD1324MB-F5B	☉	24	0.22	5.28	2500	3.78 133.66	0.24 6.07	47.5	370
	127x127x38	AD1324HB-F5B	☉	24	0.36	8.64	2950	4.56 161.17	0.35 8.89	53.0	370
AD12738	127x127x38	AD1324UB-F5B(CU)	☉	24	0.50	12.00	3500	5.47 193.37	0.46 11.73	56.0	370
	127x127x38	AD1324XB-F5B(M)	☉	24	0.94	22.56	4100	6.41 226.63	0.56 14.15	62.0	370
	127x127x38	AD1324VB-F5B(M)	☉	24	1.10	26.40	4500	6.85 242.15	0.63 16.00	64.5	370
	127x127x38	AD1348LB-F5B	☉	48	0.11	5.28	2000	3.04 107.49	0.16 4.11	41.0	370
	127x127x38	AD1348MB-F5B	☉	48	0.15	7.20	2500	3.78 133.66	0.24 6.07	47.5	370
	127x127x38	AD1348HB-F5B	☉	48	0.21	10.08	2950	4.56 161.17	0.35 8.89	53.0	370
	127x127x38	AD1348UB-F5B(CU)	☉	48	0.31	14.88	3500	5.47 193.37	0.46 11.73	56.0	370
	127x127x38	AD1348XB-F5B(M)	☉	48	0.50	24.00	4100	6.41 226.63	0.56 14.15	62.0	370
AG12738	127x127x38	AG12712LB385B00(OCU)	☉	12	0.29	3.48	3000	3.02 106.57	0.49 12.52	46.0	360

DC Fan 深圳市浩禧科技有限公司

- AD 15mm ~ 172mm / Thickness : min 04mm ~ max 51mm
- AS 40mm ~ 140mm / Thickness : min 28mm ~ max 51mm
- AG 20mm ~ 127mm / Thickness : min 10mm ~ max 38mm

Tel: +86 755 27218281/27389376

Cell phone : +86 13825278903

Q Q : 2240669825

skype: lixiang668903

E-mail: szaddalx@163.com

Bearing type: ◎=Ball ※=Sleeve ●=Hypro Bearing

Frame size (mm)	Model No.	Bearing Type	Rated Voltage (VDC)	Current (A)	Power (W)	Rated Speed (RPM)	Maximum AirFlow (CMM) (CFM)	Maximum Pressure (InAq) (mmAq)	*Noise Level (dB/A)	Weight (g)
AG12738	127x127x38 AG12712MB385B00(0M)	◎	12	0.63	7.56	4000	4.06 143.42	0.77 19.66	53.9	360
	127x127x38 AG12712HB385B00(0M)	◎	12	0.83	9.96	4500	4.56 161.10	0.93 23.62	57.0	360
	127x127x38 AG12712UB385B00(0M)	◎	12	1.16	13.92	5000	5.02 177.38	1.09 27.64	59.4	360
	127x127x38 AG12724LB385B00(0CU)	◎	24	0.15	3.60	3000	3.02 106.57	0.49 12.52	46.0	360
	127x127x38 AG12724MB385B00(0M)	◎	24	0.30	7.20	4000	4.06 143.42	0.77 19.66	53.9	360
	127x127x38 AG12724HB385B00(0M)	◎	24	0.43	10.32	4500	4.56 161.10	0.93 23.62	57.0	360
	127x127x38 AG12724UB385B00(0M)	◎	24	0.55	13.20	5000	5.02 177.38	1.09 27.64	59.4	360
	127x127x38 AG12724XB385B00(0M)	◎	24	0.73	17.52	5500	5.63 198.81	1.27 32.33	62.0	360
	127x127x38 AG12748LB385B00(0CU)	◎	48	0.09	4.32	3000	3.02 106.57	0.49 12.52	46.0	360
	127x127x38 AG12748MB385B00(0M)	◎	48	0.17	8.16	4000	4.06 143.42	0.77 19.66	53.9	360
	127x127x38 AG12748HB385B00(0M)	◎	48	0.23	11.04	4500	4.56 161.10	0.93 23.62	57.0	360
	127x127x38 AG12748UB385B00(0M)	◎	48	0.29	13.92	5000	5.02 177.38	1.09 27.64	59.4	360
	127x127x38 AG12748XB385B00(0M)	◎	48	0.38	18.24	5500	5.63 198.81	1.27 32.33	62.0	360
AD13525	135x135x25 ADN512DB-A9B	◎	12	0.12	1.44	1500	1.85 65.34	0.08 2.03	28.5	220
	135x135x25 ADN512LB-A9B	◎	12	0.18	2.16	1800	2.21 77.95	0.11 2.72	33.6	220
	135x135x25 ADN512MB-A9B	◎	12	0.20	2.40	2050	2.55 90.15	0.14 3.51	37.8	220
	135x135x25 ADN512HB-A9B	◎	12	0.28	3.36	2200	2.70 95.37	0.19 4.83	39.0	220
	135x135x25 ADN512UB-A9B	◎	12	0.31	3.72	2500	3.07 108.63	0.23 5.92	42.5	220
	135x135x25 ADN512XB-A9B	◎	12	0.47	5.64	3100	3.82 134.85	0.32 8.00	49.7	220
AD13525ES	135x135x25 AD13512DB259600	◎	12	0.07	0.84	1500	1.66 58.50	0.09 2.34	28.0	220
	135x135x25 AD13512LB259600	◎	12	0.12	1.44	1800	2.00 70.83	0.13 3.20	33.9	220
	135x135x25 AD13512MB259600	◎	12	0.16	1.92	2050	2.35 83.04	0.17 4.22	37.9	220
	135x135x25 AD13512HB259600	◎	12	0.18	2.16	2200	2.46 86.85	0.18 4.55	39.6	220
	135x135x25 AD13512UB259600	◎	12	0.29	3.48	2500	2.82 99.74	0.22 5.66	42.8	220
AS14038	140x140x38 AS14012LB387BB0(0L6)	◎	12	0.80	9.60	3600	4.19 148.00	0.68 17.20	56.7	551
	140x140x38 AS14012MB387BB0(0L6)	◎	12	1.26	15.12	4200	4.93 174.00	0.87 22.00	57.8	551
	140x140x38 AS14012HB387BB0(0L6)	◎	12	1.75	21.00	4800	5.66 200.00	1.10 28.00	61.4	551
	140x140x38 AS14012UB387BB0(0L6)	◎	12	2.20	26.40	5400	6.37 225.00	1.40 35.50	66.3	551
	140x140x38 AS14012XB387BB0(0L6)	◎	12	3.20	38.40	6000	7.08 250.00	1.69 43.00	68.2	551
	140x140x38 AS14012XB387BB0	◎	12	4.00	48.00	6600	7.68 271.50	2.02 51.00	70.2	551
	140x140x38 AS14024LB387BB0	◎	24	0.60	14.40	4200	4.93 174.00	0.87 22.00	57.8	551
	140x140x38 AS14024MB387BB0	◎	24	0.80	19.20	4800	5.66 200.00	1.10 28.00	61.4	551
	140x140x38 AS14024HB387BB0	◎	24	1.10	26.40	5400	6.37 225.00	1.40 35.50	66.3	551
	140x140x38 AS14024UB387BB0	◎	24	1.50	36.00	6000	7.08 250.00	1.69 43.00	68.2	551
140x140x38 AS14024XB387BB0	◎	24	1.85	44.40	6600	7.68 271.50	2.02 51.00	70.2	551	



40x40x56



120x120x38



60x60x25



140x140x51

Tel: +86 755 27218281/27389376

Cell phone : +86 13825278903

Q Q : 2240669825

skype: lixiang668903

E-mail: szaddalx@163.com

*:Noise is measured at the distance of 1 meter from the axis of intake.
Specifications are subject to change without prior notice.

Bearing type: ◎=Ball ※=Sleeve ●=Hypro Bearing

	Frame size (mm)	Model No.	Bearing Type	Rated Voltage (VDC)	Current (A)	Power (W)	Rated Speed (RPM)	Maximum AirFlow (CMM) (CFM)	Maximum Pressure (InAq) (mmAq)	*Noise Level (dB/A)	Weight (g)
AS14051	140x140x51	AS14012LB519B00	◎	12	1.80	21.60	2800	6.73 237.50	0.52 13.10	56.0	710
	140x140x51	AS14012MB519B00	◎	12	2.80	33.60	3200	7.84 276.80	0.67 17.00	60.0	710
	140x140x51	AS14012HB519B00	◎	12	3.20	38.40	3600	8.97 316.90	0.83 21.20	64.0	710
	140x140x51	AS14024LB519B00	◎	24	0.80	19.20	2800	6.73 237.50	0.52 13.10	56.0	710
	140x140x51	AS14024MB519B00	◎	24	1.10	26.40	3200	7.84 276.80	0.67 17.00	60.0	710
	140x140x51	AS14024HB519B00	◎	24	1.50	36.00	3600	8.97 316.90	0.83 21.20	64.0	710
	140x140x51	AS14048LB519B00	◎	48	0.36	17.28	2800	6.73 237.50	0.52 13.10	56.0	710
	140x140x51	AS14048MB519B00	◎	48	0.51	24.48	3200	7.84 276.80	0.67 17.00	60.0	710
	140x140x51	AS14048HB519B00	◎	48	0.73	35.04	3600	8.97 316.90	0.83 21.20	64.0	710
	140x140x51	AS14048UB519BB0	◎	48	1.10	52.80	4300	10.36 366.00	1.16 29.50	66.5	710
AD17251	172x150x51	AD17212DB5151M0(0CW)	◎	12	1.65	19.80	3500	7.50 265.00	0.75 19.05	58.8	762
	172x150x51	AD17212LB5151M0(0CW)	◎	12	2.30	27.60	3900	8.35 295.00	0.89 22.60	60.6	762
	172x150x51	AD17224DB5151M0(0CW)	◎	24	0.83	19.92	3500	7.50 265.00	0.75 19.05	58.8	762
	172x150x51	AD17224LB5151M0(0CW)	◎	24	1.10	26.40	3900	8.35 295.00	0.89 22.60	60.6	762
	172x150x51	AD17224MB5151M0(0CW)	◎	24	1.45	34.80	4300	9.25 327.00	1.07 27.18	64.0	762
	172x150x51	AD17224HB5151M0(0CW)	◎	24	1.95	46.80	4800	10.24 362.00	1.33 33.78	65.7	762
	172x150x51	AD17224UB5151M0(0CW)	◎	24	2.56	61.44	5300	11.80 417.00	1.69 42.93	67.9	762
	172x150x51	AD17248DB5151M0(0CW)	◎	48	0.43	20.64	3500	7.50 265.00	0.75 19.05	58.8	762
	172x150x51	AD17248LB5151M0(0CW)	◎	48	0.57	27.36	3900	8.35 295.00	0.89 22.60	60.6	762
	172x150x51	AD17248MB5151M0(0CW)	◎	48	0.77	36.96	4300	9.25 327.00	1.07 27.18	64.0	762
	172x150x51	AD17248HB5151M0(0CW)	◎	48	1.05	50.40	4800	10.24 362.00	1.33 33.78	65.7	762
	172x150x51	AD17248UB5151M0(0CW)	◎	48	1.25	60.00	5300	11.80 417.00	1.69 42.93	67.9	762

DC Fan Signal Control Models

FG 3A

Output of locked signal
 *Output type.....Open collector type
 *Electrical specification:

*Transistor Q1 at "ON" position
 Collector current..... $I_c=10\text{mA Max}$
 Saturation Voltage..... $V_{ce}=1.0\text{V Max}$
 (Between Collector and Emitter at $I_c=10\text{mA}$)
 *Transistor Q1 at "OFF" position
 Release Voltage..... $V_{ce}=30\text{V Max}$

*Output waveform

FG 3B

Output of locked signal
 *Output type.....Open collector type
 *Electrical specification:

*Transistor Q1 at "ON" position
 Collector current..... $I_c=10\text{mA Max}$
 Saturation Voltage..... $V_{ce}=1.0\text{V Max}$
 (Between Collector and Emitter at $I_c=10\text{mA}$)
 *Transistor Q1 at "OFF" position
 Release Voltage..... $V_{ce}=30\text{V Max}$

*Output waveform

FG 3C

Output of locked signal
 *Output type.....Open Drain type
 *Electrical specification:

*Mosfet Q1 at "ON" position
 Drain current..... $I_d=10\text{mA Max}$
 Saturation Voltage..... $V_{ce}=0.5\text{V Max}$

*Mosfet Q1 at "OFF" position
 Release Voltage..... $V_{ce}=6\text{V Max}$
 *Fan supply Voltage..... $V_{cc}=6\text{V Max}$

*Output waveform

FG 3D

Output of locked signal
 *Output type.....Open collector type
 *Electrical specification:

*Transistor Q1 at "ON" position
 Collector current..... $I_c=10\text{mA Max}$
 Saturation Voltage..... $V_{ce}=1.0\text{V Max}$
 (Between Collector and Emitter at $I_c=10\text{mA}$)
 *Transistor Q1 at "OFF" position
 Release Voltage..... $V_{ce}=30\text{V Max}$

*Output waveform

FG 3E

Output of locked signal
 *Output type.....Open collector type
 *Electrical specification:

*Transistor Q1 at "ON" position
 Collector current..... $I_c=10\text{mA Max}$
 Saturation Voltage..... $V_{ce}=1.0\text{V Max}$
 (Between Collector and Emitter at $I_c=10\text{mA}$)
 *Transistor Q1 at "OFF" position
 Release Voltage..... $V_{ce}=30\text{V Max}$

*Output waveform

FG 6A

Output of locked signal
 *Output type.....Open collector type
 *Electrical specification:

*Transistor Q1 at "ON" position
 Collector current..... $I_c=10\text{mA Max}$
 Saturation Voltage..... $V_{ce}=1.0\text{V Max}$
 (Between Collector and Emitter at $I_c=10\text{mA}$)
 *Transistor Q1 at "OFF" position
 Release Voltage..... $V_{ce}=30\text{V Max}$

*Output waveform

FG 6B

Output of locked signal
 *Output type.....Open collector type
 *Electrical specification:

*Mosfet Q1 at "ON" position
 Drain current..... $I_d=10\text{mA Max}$
 Saturation Voltage..... $V_{ce}=0.5\text{V Max}$
 *Mosfet Q1 at "OFF" position
 Release Voltage..... $V_{ce}=30\text{V Max}$

*Output waveform

RD 2A

Output of locked signal
 *Output type.....Open collector type
 *Electrical specification:

*Transistor Q1 at "ON" position
 Collector current..... $I_c=10\text{mA Max}$
 Saturation Voltage..... $V_{ce}=1.0\text{V Max}$
 (Between Collector and Emitter at $I_c=10\text{mA}$)
 *Transistor Q1 at "OFF" position
 Release Voltage..... $V_{ce}=30\text{V Max}$

*Output waveform

RD 2B

Output of locked signal
 *Output type.....Open collector type
 *Electrical specification:

*Transistor Q1 at "ON" position
 Collector current..... $I_c=10\text{mA Max}$
 Saturation Voltage..... $V_{ce}=1.0\text{V Max}$
 (Between Collector and Emitter at $I_c=10\text{mA}$)
 *Transistor Q1 at "OFF" position
 Release Voltage..... $V_{ce}=30\text{V Max}$

*Output waveform

深圳市浩禧科技有限公司

Tel: +86 755 27218281 / 27389370
 Cell phone: +86 13825278903
 QQ: 2240669825
 skype: lixiang668903
 E-mail: szaddalx@163.com

DC Fan Signal Control Models

RD 2C

Output of locked signal
*Output type.....Open collector type
*Electrical specification:

*Transistor Q1 at "ON" position
Collector current..... $I_c=10\text{mA}$ Max
Saturation Voltage..... $V_{ce}=1.0\text{V}$ Max
(Between Collector and Emitter at $I_c=10\text{mA}$)
*Transistor Q1 at "OFF" position
Release Voltage..... $V_{ce}=30\text{V}$ Max

*Output waveform

RD 2D

Output of locked signal
*Output type.....Open collector type
*Electrical specification:

*Transistor Q1 at "ON" position
Collector current..... $I_c=10\text{mA}$ Max
Saturation Voltage..... $V_{ce}=1.0\text{V}$ Max
(Between Collector and Emitter at $I_c=10\text{mA}$)
*Transistor Q1 at "OFF" position
Release Voltage..... $V_{ce}=30\text{V}$ Max

*Output waveform

Version 4(VS)

Variable Speed by Thermistor
For example, AD0812HX-A74
Diagram:

*Variable degree

Version 7(TS)

Two speed control
*For example, AD0812HX-C77
*Diagram:

*Constant level
(Constant level)

PWM 9A

PROVISION OF DIGITAL PWM SPEED CONTROL
(External signal function design is decided by customer)

*DIGITAL PWM SPEED CONTROL POSITION

PWM INPUT VOLTAGE HIGH	$V_{ce}=5.5\text{V}$ MAX
PWM INPUT VOLTAGE LOW	$V_{ce}=0.5\text{V}$ MAX
*PWM INPUT FREQUENCY	F _{PWM} 18KHZ~30KHZ

POWER SUPPLY VOLTAGE RANGE

PWM BA

PROVISION OF DIGITAL PWM SPEED CONTROL & LOCKED SIGNAL (F.G.)
Fourth Lead Wire Design

*Output of locked signal OPEN
*Electrical design suggestion R=4.7K~10K
(External signal function design is decided by customer)

DRIVE CURRENT	$I_c=10\text{mA}$ MAX
SATURATION VOLTAGE	$V_{ce}=0.5\text{V}$ MAX
*MOSFET Q1A OFF POSITION	$V_{ce}=5.5\text{V}$ MAX
RELEASE VOLTAGE	$V_{ce}=5.5\text{V}$ MAX
DRIVE CURRENT	$I_c=10\text{mA}$ MAX
PWM INPUT VOLTAGE HIGH	$V_{ce}=5.5\text{V}$ MAX
PWM INPUT VOLTAGE LOW	$V_{ce}=0.5\text{V}$ MAX
*PWM INPUT FREQUENCY	F _{PWM} 30KHZ(MAX)

PWM BB

PROVISION OF DIGITAL PWM SPEED CONTROL & LOCKED SIGNAL (F.G.)
Fourth Lead Wire Design

*TRANSISTOR Q1 AT "ON" POSITION
COLLECTOR CURRENT..... $I_c=10\text{mA}$ MAX
SATURATION VOLTAGE..... $V_{ce}=1\text{V}$ MAX
*TRANSISTOR Q1 AT "OFF" POSITION
RELEASE VOLTAGE..... $V_{ce}=15\text{V}$ MAX

*DIGITAL PWM SPEED CONTROL POSITION

PWM INPUT VOLTAGE HIGH	$V_{ce}=5.5\text{V}$ MAX
PWM INPUT VOLTAGE LOW	$V_{ce}=0.5\text{V}$ MAX
*PWM INPUT FREQUENCY	F _{PWM} 18KHZ~30KHZ

DC FAN GENERAL SPECIFICATION

DIELECTRIC STRENGTH ...1MA MAX AT 500VAC FOR 1 MIN BETWEEN LEAD WIRE AND FRAME	STORAGE TEMPERATURE ...-40 TO +70 DEGREE C(-40 TO+158 DEGREE F)
INSULATION RESISTANCE10M OHM BETWEEN LEAD WIRE AND FRAME(DC 500V)	PROTECTION ...MOTOR PROTECTION AND POLARITY PROTECTION
LIFE EXPECTANCY(BALL BEARING) ...70,000HRS MIN AT +40 DEGREE C/L10 RELATIVE HUMIDITY 65%+/-20%	LEAD WIREUL1571AWG28,30
LIFE EXPECTANCY(HYPRO BEARING) ...>40,000HRS MIN AT +40 DEGREE C/L10 RELATIVE HUMIDITY 65%+/-20%UL1007AWG24,26
LIFE EXPECTANCY(FDB) ...>60,000HRS MIN AT +40 DEGREE C/L10 RELATIVE HUMIDITY 65%+/-20%UL1061AWG26
OPERATION TEMPERATURE-10 TO +70 DRGREE C(+14 TO+158 DEGREE F),STANDARD-10 TO +90 DEGREE C(+14 TO+194 DEGREE F),SPECIFIC	PLASTIC MATERIALBLACK PBT(UL 94V-0) WITH GLASS FIBER

The technical characteristics given in this catalogue are standard plastic version, 12VDC unless specified.

深圳市浩禧科技有限公司

Tel: +86 755 27218281 / 27389376
Cell phone: +86 13825278903
QQ: 2240669825
skype: lxiang668903
E-mail: szaddalx@163.com

Blower 深圳市浩禧科技有限公司

■ AB 30mm ~ 120mm / Thickness : min 10mm ~ max 32mm

Tel: +86 755 27218281/27389376

Cell phone : +86 13825278903

Q Q : 2240669825

skype: lixiang668903

E-mail: szaddalx@163.com



51x51x15



97x97x33

Bearing type: ◎=Ball ※=Sleeve ●=Hypro Bearing

	Frame size (mm)	Model No.	Bearing Type	Rated Voltage (VDC)	Current (A)	Power (W)	Rated Speed (RPM)	Maximum AirFlow (CMM) (CFM)	Maximum Pressure (InAq) (mmAq)	*Noise Level (dB/A)	Weight (g)
AB3010	30x30x10	AB0305MB-GA0(T)	◎ ●	5	0.08	0.42	7500	0.03 0.90	0.17 4.42	29.8	12
	30x30x10	AB0312MB-GA0(T)	◎ ●	12	0.07	0.78	7500	0.03 0.90	0.17 4.42	29.8	12
	30x30x10	AB0312HB-GA0(T)	◎ ●	12	0.09	1.04	9000	0.03 1.10	0.22 5.59	34.0	12
AB3507	35x35x07	AB3505LX-QB0(T)	●	5	0.10	0.52	5500	0.03 0.90	0.13 3.20	20.0	13
	35x35x07	AB3505MX-QB0(T)	●	5	0.14	0.70	6500	0.03 1.00	0.19 4.42	25.5	13
	35x35x07	AB3512MX-QB0(T)	●	12	0.10	1.14	6500	0.03 1.00	0.19 4.42	25.5	13
AB3510	35x35x10	AB3505LB-GA0(T)	◎ ●	5	0.08	0.38	5000	0.03 1.00	0.11 2.79	23.8	16
	35x35x10	AB3505MB-GA0(T)	◎ ●	5	0.09	0.45	6000	0.03 1.20	0.16 3.84	29.7	16
	35x35x10	AB3505HB-GA0(T)	◎ ●	5	0.15	0.73	7000	0.04 1.40	0.20 4.98	35.0	16
	35x35x10	AB3512MB-GA0(T)	◎ ●	12	0.06	0.74	6000	0.03 1.20	0.16 3.84	29.7	16
	35x35x10	AB3512HB-GA0(T)	◎ ●	12	0.07	0.89	7000	0.04 1.40	0.20 4.98	35.0	16
AB4507	45x45x07	AB4505LB-QA0	●	5	0.07	0.35	4700	0.04 1.42	0.21 5.21	26.4	23
	45x45x07	AB4505MB-QA0	●	5	0.08	0.40	5500	0.05 1.60	0.26 6.68	31.0	23
	45x45x07	AB4505HB-QA0	●	5	0.12	0.60	6200	0.05 1.82	0.31 7.87	34.2	23
AB4510	45x45x10	AB4505LB-GD1(B)	◎ ※ ●	5	0.07	0.35	4000	0.05 1.79	0.16 4.06	26.7	26
	45x45x10	AB4505MB-GD1(B)	◎ ※ ●	5	0.09	0.45	5000	0.07 2.30	0.25 6.35	31.1	26
	45x45x10	AB4512LB-GD0(B)	◎ ※ ●	12	0.06	0.72	4000	0.05 1.79	0.16 4.06	26.7	26
	45x45x10	AB4512MB-GD0(B)	◎ ※ ●	12	0.07	0.84	5000	0.07 2.30	0.25 6.35	31.1	26
	45x45x10	AB4512HB-GD0(B)	◎ ※ ●	12	0.09	1.08	5800	0.08 2.70	0.34 8.64	37.0	26
AB5009	50x50x09	AB0505LB-RB1	◎ ※ ●	5	0.06	0.30	4000	0.06 2.09	0.17 4.32	26.5	28
	50x50x09	AB0505MB-RB1	◎ ※ ●	5	0.10	0.50	5000	0.07 2.37	0.31 7.87	34.0	28
AB5015	50x50x15	AB05012MX150100	●	12	0.13	1.56	5500	0.14 4.88	0.43 10.90	38.8	27
	50x50x20	AB05012DB200300	◎	12	0.08	0.96	3700	0.13 4.63	0.34 8.56	25.6	30
	50x50x20	AB05012LB200300	◎	12	0.12	1.44	4200	0.15 5.23	0.45 11.46	30.1	30
	50x50x20	AB05012MB200300	◎	12	0.16	1.92	4700	0.16 5.79	0.54 13.82	33.5	30
	50x50x20	AB05012HB200300	◎	12	0.19	2.28	5200	0.18 6.43	0.73 18.52	36.4	30
	50x50x20	AB05012UB200300	◎	12	0.25	3.00	5700	0.20 7.20	0.89 22.68	39.5	30
	50x50x20	AB05012UB200300	◎	12	0.25	3.00	5700	0.20 7.20	0.89 22.68	39.5	30
AB5115	51x51x15	AB05105LB150300	◎	5	0.08	0.40	3500	0.07 2.38	0.20 5.11	31.6	26
	51x51x15	AB05105MB150300	◎	5	0.14	0.70	4500	0.09 3.33	0.35 8.81	37.1	26
	51x51x15	AB05105HB150300	◎	5	0.20	1.00	5500	0.12 4.17	0.50 12.80	38.0	26
	51x51x15	AB05105UB150300	◎	5	0.40	2.00	6500	0.14 5.07	0.93 23.67	43.0	26
	51x51x15	AB05112LB150300	◎	12	0.05	0.60	3500	0.07 2.38	0.20 5.11	31.6	26
	51x51x15	AB05112MB150300	◎	12	0.08	0.96	4500	0.09 3.33	0.35 8.81	37.1	26
	51x51x15	AB05112HB150300	◎	12	0.12	1.44	5500	0.12 4.17	0.50 12.80	38.0	26
51x51x15	AB05112UB150300	◎	12	0.18	2.16	6500	0.14 5.07	0.93 23.67	43.0	26	



120x120x32



45x45x10



30x30x10

Tel: +86 755 27218281/27389376

Cell phone : +86 13825278903

Q Q : 2240669825

skype: lixiang668903

E-mail: szaddalx@163.com

*:Noise is measured at the distance of 1 meter from the axis of intake.
Specifications are subject to change without prior notice.

Bearing type: ☉=Ball ※=Sleeve ●=Hypro Bearing

	Frame size (mm)	Model No.	Bearing Type	Rated Voltage (VDC)	Current (A)	Power (W)	Rated Speed (RPM)	Maximum AirFlow (CMM) (CFM)	Maximum Pressure (InAq) (mmAq)	*Noise Level (dB/A)	Weight (g)
AB5115	51x51x15	AB05124HB150300	☉	24	0.10	2.40	5500	0.12 4.17	0.50 12.80	38.0	26
	51x51x15	AB05124UB150300	☉	24	0.12	2.88	6500	0.14 5.07	0.93 23.67	43.0	26
AB6015	60x60x15	AB0612UB-D03	☉	12	0.26	3.12	5000	0.23 8.26	0.91 23.09	47.2	1.9
AB6025	60x60x25	AB06012DB250300	☉	12	0.05	0.60	2300	0.12 4.30	0.16 4.06	21.5	45.6
	60x60x25	AB06012LB250300	☉	12	0.09	1.03	2800	0.15 5.30	0.29 7.37	28.5	45.6
	60x60x25	AB06012MB250300	☉	12	0.13	1.50	3300	0.18 6.30	0.38 9.65	34.5	45.6
AB7012	70x70x12	AB7012LB-E01	☉	12	0.06	0.72	2900	0.14 4.77	0.16 4.06	24.0	35
	70x70x12	AB7012HB-E01	☉	12	0.15	1.80	3800	0.19 6.68	0.44 11.07	34.0	35
AB7025	70x70x25	AB07012LB250300	☉ ●	12	0.06	0.72	2000	0.15 5.40	0.18 4.45	22.0	62
	70x70x25	AB07012MB250300	☉ ●	12	0.09	1.08	2600	0.20 7.20	0.35 8.76	26.5	62
	70x70x25	AB07012HB250300	☉ ●	12	0.18	2.16	3200	0.25 8.90	0.59 14.86	33.5	62
	70x70x25	AB07012UB250300	☉ ●	12	0.28	3.36	3800	0.30 10.50	0.95 24.13	39.0	62
AB7530	75x75x30	AB7512DB-W01	☉ ●	12	0.10	1.16	2200	0.25 8.90	0.20 5.08	28.7	80
	75x75x30	AB7512LB-W01	☉ ●	12	0.18	2.16	2800	0.32 11.40	0.35 8.89	37.6	80
	75x75x30	AB7512MB-W01	☉ ●	12	0.25	3.00	3400	0.39 13.80	0.56 14.22	41.7	80
	75x75x30	AB7512HB-W01	☉ ●	12	0.32	3.84	3900	0.45 15.90	0.77 19.56	45.4	80
	75x75x30	AB7512UB-W01	☉ ●	12	0.48	5.76	4500	0.52 18.50	1.02 25.91	49.1	80
AB12032	120x120x32	AB1212DB-Y0B	☉ ※ ●	12	0.26	3.12	1800	0.60 21.09	0.42 10.62	46.6	251
	120x120x32	AB1212LB-Y0B	☉ ※ ●	12	0.41	4.92	2100	0.71 25.20	0.62 15.85	48.0	251
	120x120x32	AB1212MB-Y0B	☉ ※ ●	12	0.53	6.36	2300	0.80 28.20	0.89 22.58	49.0	251
	120x120x32	AB1212HB-Y0B	☉ ※ ●	12	0.79	9.48	2600	0.88 31.21	1.22 31.01	55.0	251
	120x120x32	AB1212UB-Y0B	☉ ※ ●	12	0.94	11.28	2800	0.95 33.62	1.45 36.78	53.3	251
	120x120x32	AB1212XB-Y0B	☉	12	1.12	13.44	3100	1.03 36.32	1.60 40.69	57.0	251
	120x120x32	AB1224DB-Y0B	☉ ※ ●	24	0.19	4.56	1800	0.60 21.09	0.42 10.62	46.6	251
	120x120x32	AB1224LB-Y0B	☉ ※ ●	24	0.25	6.00	2100	0.71 25.20	0.62 15.85	48.0	251
	120x120x32	AB1224MB-Y0B	☉ ※ ●	24	0.36	8.64	2300	0.80 28.20	0.89 22.58	49.0	251
	120x120x32	AB1224HB-Y0B	☉ ※ ●	24	0.43	10.32	2600	0.88 31.21	1.22 31.01	55.0	251
	120x120x32	AB1224UB-Y0B	☉ ※ ●	24	0.50	12.00	2800	0.95 33.62	1.45 36.78	53.3	251
	120x120x32	AB1224XB-Y0B	☉	24	0.68	16.32	3100	1.03 36.32	1.60 40.69	57.0	251
AB12032	120x120x32	AB1248DB-Y0B	☉ ※ ●	48	0.09	4.32	1800	0.60 21.09	0.42 10.62	46.6	251
	120x120x32	AB1248LB-Y0B	☉ ※ ●	48	0.16	7.68	2100	0.71 25.20	0.62 15.85	48.0	251
	120x120x32	AB1248MB-Y0B	☉ ※ ●	48	0.18	8.64	2300	0.80 28.20	0.89 22.58	49.0	251
	120x120x32	AB1248HB-Y0B	☉ ※ ●	48	0.22	10.56	2600	0.88 31.21	1.22 31.01	55.0	251
	120x120x32	AB1248UB-Y0B	☉ ※ ●	48	0.29	13.92	2800	0.95 33.62	1.45 36.78	53.3	251

DC Chip cooler

深圳市浩禧科技有限公司

■ AP 35mm ~ 52mm
Thickness : min 08mm ~ max 12mm

Tel: +86 755 27218281/27389376
Cell phone : +86 13825278903
Q Q : 2240669825
skype: lixiang668903
E-mail: szaddalx@163.com



*:Noise is measured at the distance of 1 meter from the axis of intake.
Specifications are subject to change without prior notice.

Bearing type: ●=Ball ⦿=Sleeve ●=Hypro Bearing

	Frame size (mm)	Model No.	Bearing Type	Rated Voltage (VDC)	Current (A)	Power (W)	Rated Speed (RPM)	Maximum AirFlow (CMM) (CFM)	Maximum Pressure (InAq) (mmAq)	*Noise Level (dB/A)	Weight (g)
AP3508	35x35x08	AP3505LX-J70(TX)	●	5	0.07	0.35	7500	0.07 2.40	0.08 2.05	20.0	12
	35x35x08	AP3505MX-J70(TX)	●	5	0.11	0.55	9000	0.09 3.30	0.14 3.45	27.9	12
	35x35x08	AP3505HX-J70(TX)	●	5	0.13	0.65	10500	0.12 4.10	0.15 3.78	32.0	12
	35x35x08	AP3512MX-J70(TX)	●	12	0.10	0.72	9000	0.09 3.30	0.14 3.45	27.9	12
	35x35x08	AP3512HX-J70(TX)	●	12	0.11	1.08	10500	0.12 4.10	0.15 3.78	32.0	12
AP4008	40x40x08	AP0405MX-J70	●	5	0.10	0.50	7000	0.13 4.70	0.11 2.78	28.0	15
	40x40x08	AP0412MX-J70	●	12	0.06	0.72	7000	0.13 4.70	0.11 2.78	28.0	15
AP4010	40x40x10	AP0405MX-G70	●	5	0.13	0.65	8000	0.13 4.70	0.11 2.78	28.0	20
	40x40x10	AP0412LX-G70	●	12	0.05	0.60	6500	0.10 3.50	0.06 1.58	19.0	20
AP4508	40x40x10	AP0412MX-G70	●	12	0.07	0.84	8000	0.13 4.70	0.11 2.78	28.0	20
	45x45x08	AP4505LX-J90	●	5	0.04	0.20	4500	0.12 4.20	0.04 1.12	19.5	20
	45x45x08	AP4505MX-J90	●	5	0.07	0.35	5500	0.15 5.20	0.06 1.63	23.8	20
	45x45x08	AP4505HX-J90	●	5	0.09	0.45	6200	0.17 6.00	0.09 2.29	30.0	20
	45x45x08	AP4512LX-J90	●	12	0.04	0.48	4500	0.12 4.20	0.04 1.12	19.5	20
AP4510	45x45x08	AP4512MX-J90	●	12	0.05	0.60	5500	0.15 5.20	0.06 1.63	23.8	20
	45x45x08	AP4512HX-J90	●	12	0.05	0.60	6200	0.17 6.00	0.09 2.29	30.0	20
	45x45x10	AP4505LX-G90	●	5	0.05	0.25	4800	0.13 4.50	0.05 1.30	19.9	20
	45x45x10	AP4505MX-G90	●	5	0.08	0.40	5800	0.16 5.50	0.07 1.70	25.0	20
	45x45x10	AP4505HX-G90	●	5	0.09	0.45	6500	0.17 6.00	0.09 2.29	30.0	20
	45x45x10	AP4512LX-G90	●	12	0.04	0.48	4800	0.13 4.50	0.05 1.30	19.9	20
AP5008	45x45x10	AP4512MX-G90	●	12	0.05	0.60	5800	0.16 5.50	0.07 1.70	25.0	20
	45x45x10	AP4512HX-G90	●	12	0.05	0.60	6500	0.17 6.00	0.09 2.29	30.0	20
	50x50x08	AP0505LX-J90	●	5	0.05	0.25	4300	0.18 6.20	0.06 1.40	23.0	24
	50x50x08	AP0505MX-J90	●	5	0.08	0.40	5000	0.20 7.10	0.07 1.85	25.5	24
	50x50x08	AP0505HX-J90	●	5	0.08	0.40	6300	0.26 9.20	0.10 2.58	32.6	24
	50x50x08	AP0512LX-J90	●	12	0.05	0.60	4300	0.18 6.20	0.06 1.40	23.0	24
AP5212	50x50x08	AP0512MX-J90	●	12	0.05	0.60	5000	0.20 7.10	0.07 1.85	25.5	24
	50x50x08	AP0512HX-J90	●	12	0.08	0.96	6300	0.26 9.20	0.10 2.58	32.6	24
AP5212	52x52x12	AP5212MX-E70(8)	⦿ ●	12	0.06	0.72	4300	0.30 9.30	0.07 2.50	20.8	25
	52x52x12	AP5212HX-E70(8)	⦿ ●	12	0.08	0.96	5200	0.33 11.80	0.13 3.30	27.0	25

Water Dust & proof 深圳市浩禧科技有限公司

■ AQ 60mm ~ 120mm

Thickness : min 25mm ~ max 38mm

Tel: +86 755 27218281/27389376

Cell phone : +86 13825278903

Q Q : 2240669825

skype: lixiang668903

E-mail: szaddalx@163.com



60x60x25



70x70x25

*:Noise is measured at the distance of 1 meter from the axis of intake.

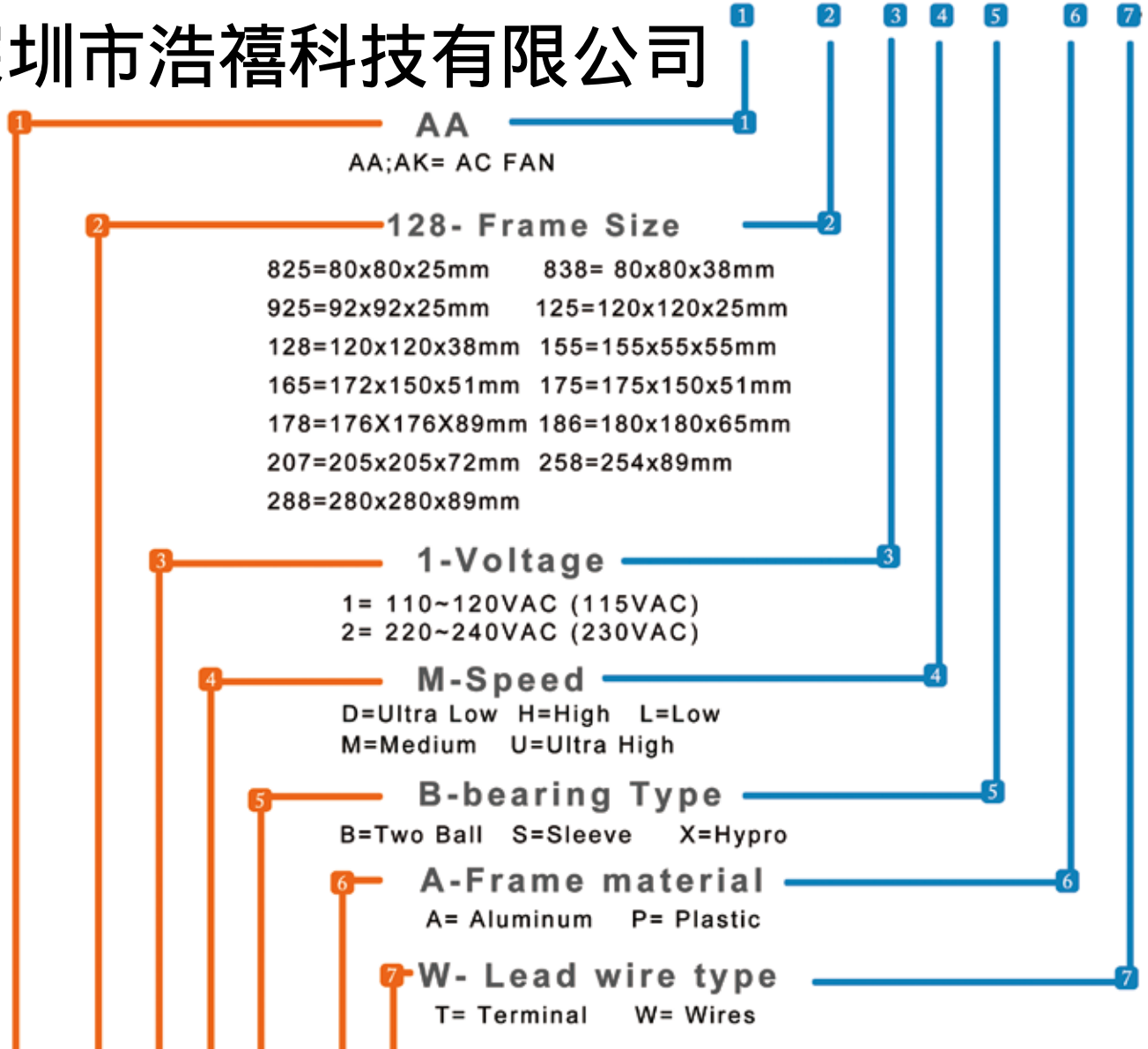
Specifications are subject to change without prior notice.

Bearing type: ⊙=Ball ⊗=Sleeve ●=Hypro Bearing

	Frame size (mm)	Model No.	Bearing Type	Rated Voltage (VDC)	Current (A)	Power (W)	Rated Speed (RPM)	Maximum AirFlow (CMM) (CFM)	Maximum Pressure (InAq) (mmAq)	*Noise Level (dB/A)	Weight (g)
AQ6025	60x60x25	AQ0612LB-A70GL(T)	⊙	12	0.07	0.84	2500	0.37 13.20	0.06 1.60	18.1	68
	60x60x25	AQ0612MB-A71GL(T)	⊙	12	0.10	1.20	3500	0.51 18.18	0.12 3.00	28.6	68
	60x60x25	AQ0612HB-A71GL(T)	⊙	12	0.16	1.92	4500	0.71 24.48	0.20 4.78	35.2	68
	60x60x25	AQ0612UB-A71GL(T)	⊙	12	0.19	2.28	5000	0.77 27.00	0.23 5.84	40.0	68
	60x60x25	AQ0624HB-A70GL(T)	⊙	24	0.12	2.88	4500	0.71 24.48	0.20 4.78	35.2	68
	60x60x25	AQ0624UB-A71GL(T)	⊙	24	0.14	3.36	5000	0.77 27.00	0.23 5.84	40.0	68
AQ7025	70x70x25	AQ0712LB-A70GL(T)	⊙	12	0.10	1.20	3300	0.80 28.20	0.15 3.81	31.6	61
	70x70x25	AQ0712MB-A70GL(T)	⊙	12	0.12	1.44	3800	0.91 32.30	0.18 4.47	33.6	61
	70x70x25	AQ0712HB-A70GL(T)	⊙	12	0.18	2.16	4200	1.00 35.50	0.22 5.51	38.0	61
AQ8025	80x80x25	AQ0812LB-A70GL(T)	⊙	12	0.08	0.96	2100	0.76 27.02	0.07 1.83	22.3	86
	80x80x25	AQ0812MB-A70GL(T)	⊙	12	0.12	1.44	2500	0.92 32.38	0.10 2.59	29.4	86
	80x80x25	AQ0824LB-A70GL(T)	⊙	24	0.04	0.96	2100	0.76 27.02	0.07 1.83	22.3	86
	80x80x25	AQ0824MB-A70GL(T)	⊙	24	0.07	1.68	2500	0.92 32.38	0.10 2.59	29.4	86
AQ9225	92x92x25	AQ0912LB-A70GL(T)	⊙	12	0.10	1.20	2100	1.15 40.69	0.08 2.06	29.2	92
	92x92x25	AQ0912MB-A70GL(T)	⊙	12	0.15	1.80	2400	1.26 44.66	0.10 2.57	31.2	92
AQ12025	120x120x25	AQ1212DB-A71GL(N)	⊙	12	0.11	1.32	1500	1.62 57.21	0.07 1.88	27.2	156
	120x120x25	AQ1212LB-A71GL(N)	⊙	12	0.15	1.80	1800	2.03 71.81	0.09 2.36	34.3	156
	120x120x25	AQ1212MB-A71GL(N)	⊙	12	0.16	1.92	2050	2.29 81.05	0.11 2.87	38.0	156
	120x120x25	AQ1212HB-A71GL(N)	⊙	12	0.29	3.48	2200	2.49 87.87	0.13 3.40	39.1	156
	120x120x25	AQ1224DB-A71GL(N)	⊙	24	0.06	1.44	1500	1.62 57.21	0.07 1.88	27.2	156
	120x120x25	AQ1224LB-A71GL(N)	⊙	24	0.08	1.92	1800	2.03 71.81	0.09 2.36	34.3	156
	120x120x25	AQ1224MB-A71GL(N)	⊙	24	0.11	2.64	2050	2.29 81.05	0.11 2.87	38.0	156
	120x120x25	AQ1224HB-A71GL(N)	⊙	24	0.13	3.12	2200	2.49 87.87	0.13 3.40	39.1	156
AQ12038	120x120x38	AQ1212DB-F51(FN)	⊙	12	0.11	1.32	1500	1.62 57.29	0.09 2.16	28.4	290
	120x120x38	AQ1212LB-F51(FN)	⊙	12	0.19	2.28	1950	2.03 71.64	0.13 3.25	36.2	290
	120x120x38	AQ1212MB-F51(FN)	⊙	12	0.33	3.96	2540	2.73 96.30	0.23 5.79	45.0	290
	120x120x38	AQ1212HB-F51(FN)	⊙	12	0.45	5.40	2800	2.98 105.46	0.27 6.73	46.7	290
	120x120x38	AQ1224DB-F51(FN)	⊙	24	0.08	1.92	1500	1.62 57.29	0.09 2.16	28.4	290
	120x120x38	AQ1224LB-F51(FN)	⊙	24	0.12	2.88	1950	2.03 71.64	0.13 3.25	36.2	290
	120x120x38	AQ1224MB-F51(FN)	⊙	24	0.19	4.56	2540	2.73 96.30	0.23 5.79	45.0	290
	120x120x38	AQ1224HB-F51(FN)	⊙	24	0.24	5.76	2800	2.98 105.46	0.27 6.73	46.7	290
	120x120x38	AQ1248LB-F51(FN)	⊙	48	0.06	2.88	1950	2.03 71.64	0.13 3.25	36.2	290
	120x120x38	AQ1248MB-F51(FN)	⊙	48	0.10	4.80	2540	2.73 96.30	0.23 5.79	45.0	290
	120x120x38	AQ1248HB-F51(FN)	⊙	48	0.18	8.64	2800	2.98 105.46	0.27 6.73	46.7	290

深圳市浩禧科技有限公司

AA|128|M|B -|A|W



AA
AA;AK= AC FAN

128- Frame Size
 825=80x80x25mm 838= 80x80x38mm
 925=92x92x25mm 125=120x120x25mm
 128=120x120x38mm 155=155x55x55mm
 165=172x150x51mm 175=175x150x51mm
 178=176X176X89mm 186=180x180x65mm
 207=205x205x72mm 258=254x89mm
 288=280x280x89mm

1-Voltage
 1= 110~120VAC (115VAC)
 2= 220~240VAC (230VAC)

M-Speed
 D=Ultra Low H=High L=Low
 M=Medium U=Ultra High

B-bearing Type
 B=Two Ball S=Sleeve X=Hypro

A-Frame material
 A= Aluminum P= Plastic

W- Lead wire type
 T= Terminal W= Wires

AK|258|M|B |(A|W)
 1 2 3 4 5 6 7

AC FAN GENERAL SPECIFICATION

- ELECTRIC STRENGTH : 1500VAC for 1 minute to base on UL507
- INSULATION RESISTANCE : 100M ohm between lead wire and frame (DC 500V)
- LIFE EXPECTANCY (BALL BEARING) : 50,000hrs min at 40 °C/ L10 relative humidity 20%~85%
- LIFE EXPECTANCY (SLEEVE BEARING) : 30,000hrs min at 25 °C/ L10 relative humidity 20%~85%
- OPERATION TEMPERATURE : -10 to + 70 °C (+14 to 176 °F)
- STORAGE TEMPERATURE : -40 to + 70 °C (-40 to +167)°F
- PLASTIC MATERIAL : Black PBT (UL 94v-0) with glass fiber
- ALUMINUM MATERIAL : High quality aluminum die-casting frame flatted with

Q Q : 2240669825 black paint

skype: lixiang668903

E-mail: szaddalx@163.com

Tel: +86 755 27218281/27389376

Cell phone : +86 13825278903

AC Fan 深圳市浩禧科技有限公司

■ AK 172mm ~ 280mm / Thickness : min 51mm ~ max 89mm

■ AA 80mm ~ 172mm / Thickness : min 25mm ~ max 51mm

Tel: +86 755 27218281/27389376

Cell phone : +86 13825278903

Q Q : 2240669825

skype: lixiang668903

E-mail: szaddalx@163.com



Bearing type: ◎=Ball ※=Sleeve ●=Hypro Bearing

	Frame size (mm)	Model No.	Bearing Type	Volt (VAC)	Freq (Hz)	Current (A)	Power (W)	Rated Speed (RPM)	Maximum AirFlow (CMM) (CFM)	Maximum Pressure (InAq) (mmAq)	*Noise Level (dB/A)	Weight (g)
AA8025	80x80x25	AA8251MB-AT	◎ ※	115	50	0.13	13.90	1900	0.42 15.00	0.08 1.90	18.3	210
	80x80x25	AA8251MB-AT	◎ ※	115	60	0.12	11.80	2500	0.54 19.00	0.12 3.00	24.0	210
	80x80x25	AA8251HB-AT	◎ ※	115	50	0.08	7.40	2300	0.48 17.00	0.10 2.51	21.2	210
	80x80x25	AA8251HB-AT	◎ ※	115	60	0.07	5.80	2800	0.59 21.00	0.13 3.18	27.8	210
	80x80x25	AA8252MB-AT	◎ ※	230	50	0.08	16.10	1900	0.42 15.00	0.08 1.90	18.3	210
	80x80x25	AA8252MB-AT	◎ ※	230	60	0.07	14.20	2500	0.54 19.00	0.12 3.00	24.0	210
	80x80x25	AA8252HB-AT	◎ ※	230	50	0.07	15.18	2300	0.48 17.00	0.10 2.51	21.2	210
	80x80x25	AA8252HB-AT	◎ ※	230	60	0.06	13.11	2800	0.59 21.00	0.13 3.18	27.8	210
AA8038	80x80x38	AA8381MB-AT	◎ ※ ●	115	50	0.07	7.60	2300	0.62 22.00	0.11 2.72	25.3	320
	80x80x38	AA8381MB-AT	◎ ※ ●	115	60	0.06	6.50	2400	0.68 24.00	0.11 2.79	26.2	320
	80x80x38	AA8381HB-AT	◎ ※ ●	115	50	0.14	10.90	2400	0.68 24.00	0.11 2.79	26.2	320
	80x80x38	AA8381HB-AT	◎ ※ ●	115	60	0.11	8.10	2800	0.84 29.60	0.17 4.22	31.6	320
	80x80x38	AA8382MB-AT	◎ ※ ●	230	50	0.06	10.60	2300	0.62 22.00	0.11 2.72	25.3	320
	80x80x38	AA8382MB-AT	◎ ※ ●	230	60	0.05	8.60	2400	0.68 24.00	0.11 2.79	26.2	320
	80x80x38	AA8382HB-AT	◎ ※ ●	230	50	0.07	13.60	2400	0.68 24.00	0.11 2.79	26.2	320
	80x80x38	AA8382HB-AT	◎ ※ ●	230	60	0.06	10.10	2800	0.84 29.60	0.17 4.22	31.6	320
AA9225	92x92x25	AA9251MB-AT	◎ ※	115	50	0.12	14.90	1800	0.71 25.00	0.06 1.61	21.1	230
	92x92x25	AA9251MB-AT	◎ ※	115	60	0.10	12.90	2150	0.86 30.50	0.08 1.96	26.8	230
	92x92x25	AA9251HB-AT	◎ ※	115	50	0.08	7.40	2000	0.79 28.00	0.08 1.93	24.1	230
	92x92x25	AA9251HB-AT	◎ ※	115	60	0.07	6.00	2400	0.96 34.00	0.12 2.95	30.1	230
	92x92x25	AA9252MB-AT	◎ ※	230	50	0.07	14.90	1800	0.71 25.00	0.06 1.61	21.1	230
	92x92x25	AA9252MB-AT	◎ ※	230	60	0.06	12.90	2150	0.86 30.50	0.08 1.96	26.8	230
	92x92x25	AA9252HB-AT	◎ ※	230	50	0.07	13.40	2000	0.79 28.00	0.08 1.93	24.1	230
	92x92x25	AA9252HB-AT	◎ ※	230	60	0.06	11.00	2400	0.96 34.00	0.12 2.95	30.1	230
AA12025	120x120x25	AA1251MB-AT	◎ ※	115	50	0.24	22.30	2200	1.84 65.00	0.13 3.30	38.7	340
	120x120x25	AA1251MB-AT	◎ ※	115	60	0.20	18.80	2300	2.01 71.00	0.16 3.96	44.1	340
	120x120x25	AA1252MB-AT	◎ ※	230	50	0.10	21.60	2200	1.84 65.00	0.13 3.30	38.7	340
	120x120x25	AA1252MB-AT	◎ ※	230	60	0.10	19.40	2300	2.01 71.00	0.16 3.96	44.1	340
AA12038 R2	120x120x38	AA1281HB-AWR2T(5E)	◎	115	50	0.15-0.19	10~16.5	1700~2500	2.51 88.50	0.29 7.45	43.0	570
	120x120x38	AA1281HB-AWR2T(5N)	◎	115	50	0.15-0.19	10~16.5	1700~2500	2.51 88.50	0.29 7.45	43.0	570
AA12038 R2	120x120x38	AA1281HB-AWR2T(6E)	◎	115	60	0.14-0.19	9~16.5	1500~2650	2.70 95.00	0.20 5.20	43.6	570
	120x120x38	AA1281HB-AWR2T(6N)	◎	115	60	0.14-0.19	9~16.5	1500~2650	2.70 95.00	0.20 5.20	43.6	570
AA12038 R2	120x120x38	AA1282HB-AWR2T(5E)	◎	230	50	0.06-0.12	8~19.5	1500~2600	2.51 88.50	0.29 7.45	43.0	570
	120x120x38	AA1282HB-AWR2T(5N)	◎	230	50	0.06-0.12	8~19.5	1500~2600	2.51 88.50	0.29 7.45	43.0	570
AA12038 R2	120x120x38	AA1282HB-AWR2T(6E)	◎	230	60	0.07-0.12	8~19.5	1450~2800	2.70 95.00	0.31 7.75	43.6	570

AC Fan 深圳市浩禧科技有限公司

■ AK 172mm ~ 280mm / Thickness : min 51mm ~ max 89mm

■ AA 80mm ~ 172mm / Thickness : min 25mm ~ max 51mm

Tel: +86 755 27218281/27389376

Cell phone : +86 13825278903

Q Q : 2240669825

skype: lixiang668903

E-mail: szaddalx@163.com



Bearing type: ◎=Ball ※=Sleeve ●=Hypro Bearing

	Frame size (mm)	Model No.	Bearing Type	Volt (VAC/Hz)	Freq (Hz)	Current (A)	Power (W)	Rated Speed (RPM)	Maximum AirFlow (CMM) (CFM)	Maximum Pressure (InAq) (mmAq)	*Noise Level (dB/A)	Weight (g)
AA12038 R2	120x120x38	AA1282HB-AWR2T(6N)	◎	230/60	0.07~0.12	8~19.5	1450~2800	2.70 95.00	0.31 7.75	43.6	570	
	120x120x38	AA1281HB-AT(A1CF)	◎※●	115/50	0.27	20.40	2700	2.41 91.20	0.31 8.17	42.6	550	
AA12038(A1CF)	120x120x38	AA1281HB-AT(A1CF)	◎※●	115/60	0.22	17.20	3100	2.75 103.50	0.35 9.07	47.0	550	
	120x120x38	AA1282HB-AT(A1CF)	◎※●	230/50	0.13	20.80	2700	2.41 91.20	0.31 8.17	42.6	550	
	120x120x38	AA1282HB-AT(A1CF)	◎※●	230/60	0.11	17.60	3100	2.75 103.50	0.35 9.07	47.0	550	
	120x120x38	AA1281DB-AT(CF)	◎※●	115/50	0.08	7.00	2300	1.98 70.00	0.13 3.30	39.2	550	
	120x120x38	AA1281DB-AT(CF)	◎※●	115/60	0.08	6.60	1700	1.52 53.50	0.06 1.52	30.5	550	
	120x120x38	AA1281LB-AT(CF)	◎※●	115/50	0.12	9.00	2400	2.15 76.00	0.18 4.57	40.1	550	
	120x120x38	AA1281LB-AT(CF)	◎※●	115/60	0.11	8.70	2200	2.02 71.50	0.10 2.54	37.9	550	
	120x120x38	AA1281MB-AT(CF)	◎※●	115/50	0.18	13.80	2600	2.31 81.50	0.24 6.20	41.0	550	
	120x120x38	AA1281MB-AT(CF)	◎※●	115/60	0.15	12.40	2800	2.46 87.00	0.21 5.33	42.0	550	
AA12038(CF)	120x120x38	AA1281HB-AT(CF)	◎※●	115/50	0.24	17.00	2600	2.41 85.00	0.31 7.90	42.2	550	
	120x120x38	AA1281HB-AT(CF)	◎※●	115/60	0.19	14.00	2900	2.75 97.00	0.35 8.87	44.5	550	
	120x120x38	AA1282DB-AT(CF)	◎※●	230/50	0.04	8.10	2300	1.98 70.00	0.13 3.30	39.2	550	
	120x120x38	AA1282DB-AT(CF)	◎※●	230/60	0.04	7.70	1700	1.52 53.50	0.06 1.52	30.5	550	
	120x120x38	AA1282LB-AT(CF)	◎※●	230/50	0.06	9.80	2400	2.15 76.00	0.18 4.57	40.1	550	
	120x120x38	AA1282LB-AT(CF)	◎※●	230/60	0.05	9.40	2200	2.02 71.50	0.10 2.54	37.9	550	
	120x120x38	AA1282MB-AT(CF)	◎※●	230/50	0.08	13.80	2600	2.31 81.50	0.24 6.20	41.0	550	
	120x120x38	AA1282MB-AT(CF)	◎※●	230/60	0.07	12.50	2800	2.46 87.00	0.21 5.33	42.0	550	
	120x120x38	AA1282HB-AT(CF)	◎※●	230/50	0.11	17.10	2600	2.41 85.00	0.31 7.90	42.2	550	
	120x120x38	AA1282HB-AT(CF)	◎※●	230/60	0.09	14.80	2900	2.75 97.00	0.35 8.87	44.5	550	
	120x120x38	AA1281UB-AT(CF)	◎※●	115/50	0.28	21.20	2400	2.72 96.00	0.24 6.10	46.4	550	
	120x120x38	AA1281UB-AT(CF)	◎※●	115/60	0.24	19.20	2600	3.03 107.00	0.25 6.35	48.1	550	
AA12038 UB(CF)	120x120x38	AA1282UB-AT(CF)	◎※●	230/50	0.14	17.50	2400	2.72 96.00	0.24 6.10	46.4	550	
	120x120x38	AA1282UB-AT(CF)	◎※●	230/60	0.12	19.80	2600	3.03 107.00	0.25 6.35	48.1	550	
	172x150x51	AA1751HB-AT	◎	115/50	0.52	40.90	2500	5.55 196.00	0.43 10.80	52.3	930	
	172x150x51	AA1751HB-AT	◎	115/60	0.47	36.70	2800	5.94 210.00	0.27 6.76	53.0	930	
AA17251	172x150x51	AA1752HB-AT	◎	230/50	0.26	41.90	2500	5.55 196.00	0.43 10.80	52.3	930	
	172x150x51	AA1752HB-AT	◎	230/60	0.22	37.60	2800	5.94 210.00	0.27 6.76	53.0	930	
	172x150x51	AK1651MB	◎	115/50	0.33	36.80	2400	4.53 160.00	0.34 8.64	53.0	1050	
	172x150x51	AK1651MB	◎	115/60	0.31	34.50	2300	3.96 140.00	0.18 4.57	50.3	1050	
AK17251(AK165)	172x150x51	AK1651HB	◎	115/50	0.55	62.10	2600	4.87 172.00	0.43 11.00	55.5	1050	
	172x150x51	AK1651HB	◎	115/60	0.46	51.80	2700	5.35 189.00	0.41 10.36	57.7	1050	
	172x150x51	AK1652MB	◎	230/50	0.17	36.80	2400	4.53 160.00	0.34 8.64	53.0	1050	
	172x150x51	AK1652MB	◎	230/60	0.17	36.80	2300	3.96 140.00	0.18 4.57	50.3	1050	



92x25



172x150x51



280x89



120x38
AC in water

Tel: +86 755 27218281/27389376

Cell phone : +86 13825278903

Q Q : 2240669825

skype: lixiang668903

E-mail: szaddalx@163.com

*:Noise is measured at the distance of 1 meter from the axis of intake.
Specifications are subject to change without prior notice.

Bearing type: ◎=Ball ※=Sleeve ●=Hypro Bearing

	Frame size (mm)	Model No.	Bearing Type	Volt (VAC)	Freq (Hz)	Current (A)	Power (W)	Rated Speed (RPM)	Maximum AirFlow (CMM)	Maximum AirFlow (CFM)	Maximum Pressure (InAq)	Maximum Pressure (mmAq)	*Noise Level (dB/A)	Weight (g)
AK17251(AK165)	172x150x51	AK1652HB	◎	230	50	0.27	59.80	2600	4.87	172.00	0.43	11.00	55.5	1050
	172x150x51	AK1652HB	◎	230	60	0.23	50.60	2700	5.35	189.00	0.41	10.36	57.7	1050
AK17251(AK175)	172x150x51	AK1751MB	◎	115	50	0.15	16.10	2500	4.25	150.00	0.41	10.44	56.0	1050
	172x150x51	AK1751MB	◎	115	60	0.19	20.70	2500	4.25	150.00	0.36	9.19	56.0	1050
	172x150x51	AK1751HB	◎	115	50	0.25	27.60	2700	5.09	180.00	0.53	13.54	63.0	1050
	172x150x51	AK1751HB	◎	115	60	0.24	26.50	3100	5.94	210.00	0.70	17.78	65.0	1050
	172x150x51	AK1752MB	◎	230	50	0.08	16.10	2500	4.25	150.00	0.41	10.44	56.0	1050
	172x150x51	AK1752MB	◎	230	60	0.10	20.70	2500	4.25	150.00	0.36	9.19	56.0	1050
	172x150x51	AK1752HB	◎	230	50	0.11	23.00	2700	5.09	180.00	0.53	13.54	63.0	1050
	172x150x51	AK1752HB	◎	230	60	0.13	27.60	3100	5.94	210.00	0.70	17.78	65.0	1050
AK17689	176x176x89	AK1781HB	◎	115	50	0.57	64.40	2800	9.34	330.00	0.64	16.26	66.4	1800
	176x176x89	AK1781HB	◎	115	60	0.48	52.00	3200	10.75	380.00	0.81	20.57	70.0	1800
	176x176x89	AK1782HB	◎	230	50	0.21	40.90	2800	9.34	330.00	0.64	16.26	66.4	1800
	176x176x89	AK1782HB	◎	230	60	0.23	49.50	3200	10.75	380.00	0.81	20.57	70.0	1800
AK18065	180x180x65	AK1861HB	◎	115	50	0.55	59.80	2800	9.91	350.00	0.70	17.78	70.0	1800
	180x180x65	AK1861HB	◎	115	60	0.48	55.20	3200	11.60	410.00	0.85	21.59	72.0	1800
	180x180x65	AK1862HB	◎	230	50	0.20	46.50	2800	9.91	350.00	0.70	17.78	70.0	1800
	180x180x65	AK1862HB	◎	230	60	0.22	51.10	3200	11.60	410.00	0.85	21.59	72.0	1800
AK20572	205x205x72	AK2071HB	◎	115	50	0.60	67.90	2800	16.98	600.00	0.93	23.62	72.0	2100
	205x205x72	AK2071HB	◎	115	60	0.88	100.00	3200	18.82	665.00	0.50	12.70	75.4	2100
	205x205x72	AK2072HB	◎	230	50	0.32	63.20	2800	16.98	600.00	0.93	23.62	72.0	2100
	205x205x72	AK2072HB	◎	230	60	0.47	95.20	3200	18.82	665.00	0.50	12.70	75.4	2100
AK25489	254x89	AK2581MB	◎	115	50	0.22	24.20	1350	12.74	450.00	0.26	6.65	55.6	2000
	254x89	AK2581MB	◎	115	60	0.24	26.50	1600	15.00	530.00	0.32	8.19	57.0	2000
	254x89	AK2581HB	◎	115	50	0.55	56.00	2100	19.24	680.00	0.35	8.79	66.0	2000
	254x89	AK2581HB	◎	115	60	0.62	67.80	2000	17.83	630.00	0.28	7.01	62.0	2000
	254x89	AK2582MB	◎	230	50	0.16	32.20	1350	12.74	450.00	0.26	6.65	55.6	2000
	254x89	AK2582MB	◎	230	60	0.14	28.80	1600	15.00	530.00	0.32	8.19	57.0	2000
	254x89	AK2582HB	◎	230	50	0.26	55.40	2100	19.24	680.00	0.35	8.79	66.0	2000
	254x89	AK2582HB	◎	230	60	0.30	62.80	2000	17.83	630.00	0.28	7.01	62.0	2000
AK28089	280x89	AK2881HB	◎	115	50	1.80	180.00	2800	33.96	1200.00	1.26	32.00	75.0	4240
	280x89	AK2881HB	◎	115	60	2.60	260.00	3200	39.62	1400.00	1.11	28.20	78.0	4240
	280x89	AK2882HB	◎	230	50	0.78	177.10	2800	33.96	1200.00	1.26	32.00	75.0	4240
	280x89	AK2882HB	◎	230	60	1.22	260.00	3200	39.62	1400.00	1.11	28.20	78.0	4240

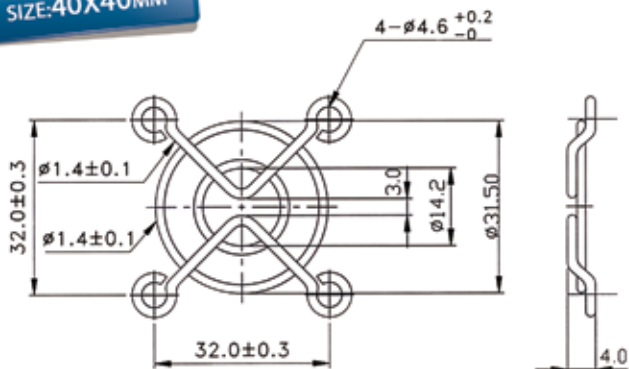
Metal Finger Guard

MFG 4cm-9cm, 12cm, 17cm

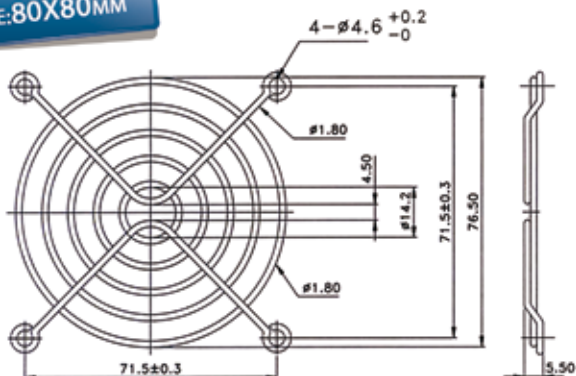


Welded, Nickel-Chrome Plated Steel

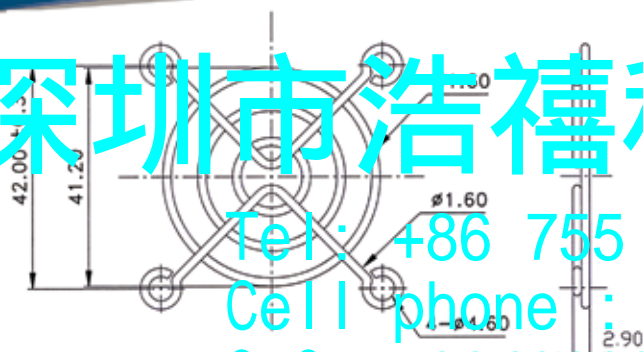
SIZE:40X40MM



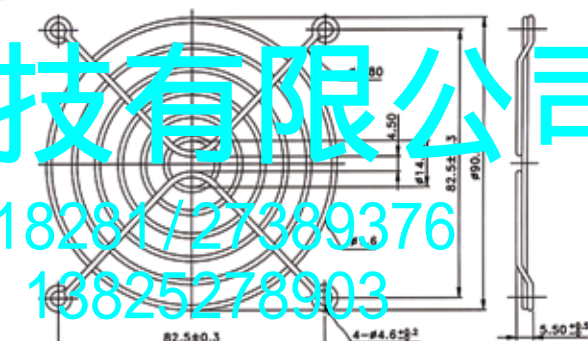
SIZE:80X80MM



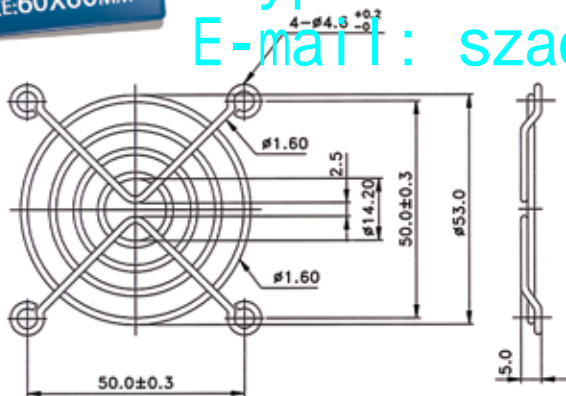
SIZE:50X50MM



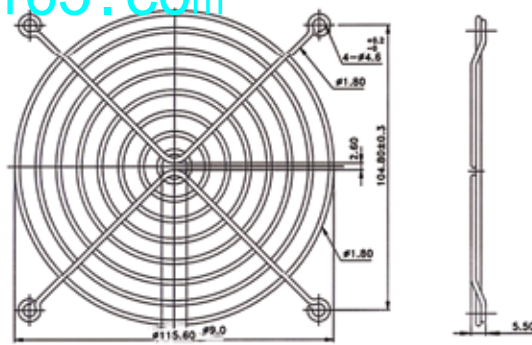
SIZE:90X90MM



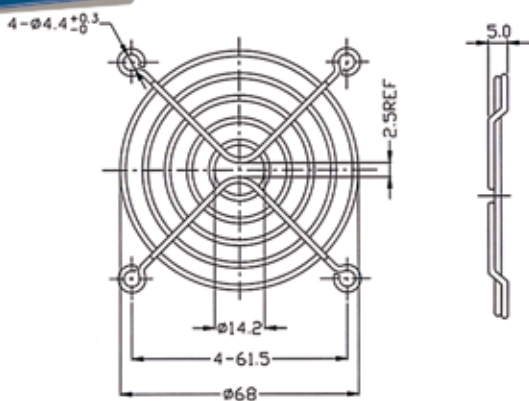
SIZE:60X60MM



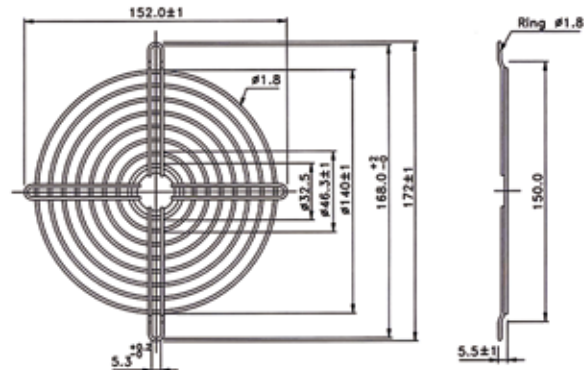
SIZE:120X120MM



SIZE:70X70MM



SIZE:170X170MM



深圳市浩禧科技有限公司

Tel: +86 755 27218281/27389376

Cell phone: +86 13825278903

Q Q : 2240669825

skype: lixiang668903

E-mail: szaddalx@163.com

Plastic Filters

Consist of three parts

- Finger guard
- Filter media
- Filter cover

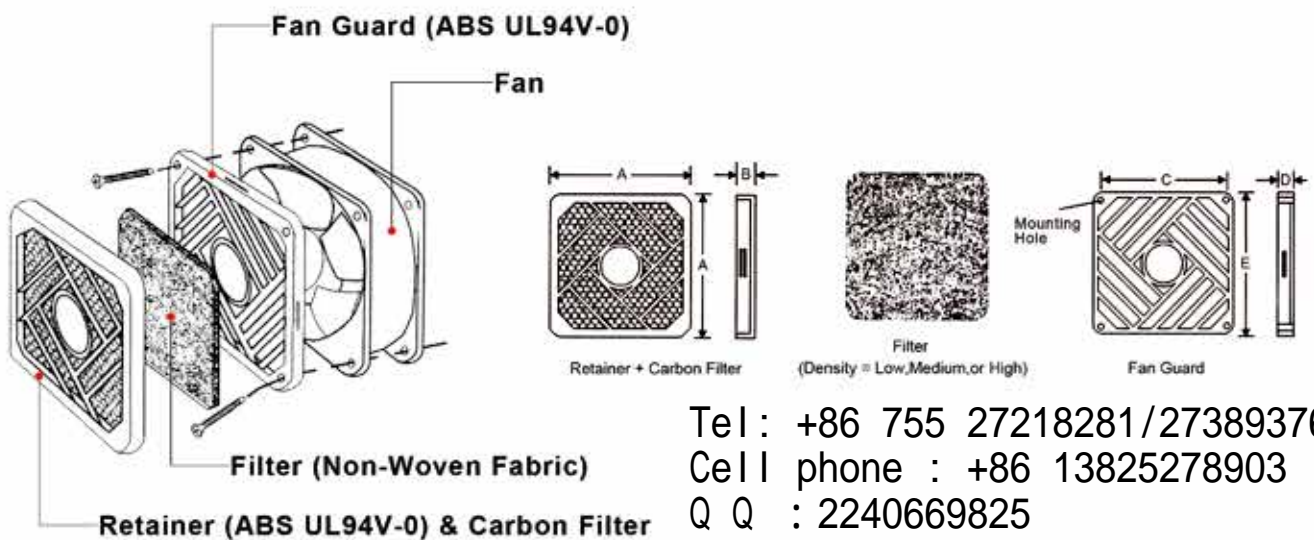


Dimension(unit in m/m)

P/N.	FAN SIZE	Dim.A	Dim.B	Dim.C	Dim.D	Dim.E	Mounting Hole Dia.
GRM-040	40mm	45.1	8.3	32.0	5.0	41.9	φ 3.8
GRM-060	60mm	65.1	9.5	50.0	5.0	61.9	φ 3.8
GRM-080	80mm	85.3	12.3	71.5	6.0	81.0	φ 3.8
GRM-090	92mm	95.8	12.3	82.5	6.0	92.5	φ 3.8
GRM-120	120mm	125.7	12.3	104.8	6.0	121.4	φ 5.1

Plastic material:ABS 94v-0,Flame Retardant.
Color:Standard = Black.Other colors can be specified.

深圳市浩禧科技有限公司



Tel: +86 755 27218281/27389376
Cell phone : +86 13825278903
Q Q : 2240669825
skype: lixiang668903
E-mail: szaddalx@163.com



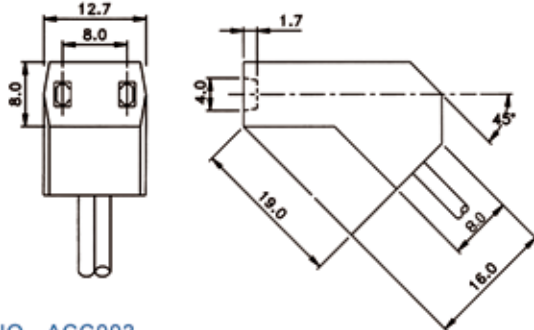
深圳市浩禧科技有限公司 Plugs & Cables



- *Made of UL/CAS approved material.
- *Four configurations available.
- *The standard cord lengths.



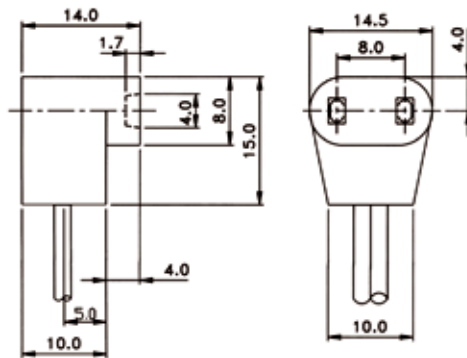
45°



MODEL NO. ACC002
DESCRIPTION : PIUG = PVC UL 105 °C
MATERIAL : LEAD WIRE = SPT-1 18 AWG 105°
FINISH : TERMINAL= JISC5120 PBS
TOLERANCE LINEAR +/- 50 MM
ANGULAR +/- 0.5 DEG.

ITEM	SIZE	PART NO.
01	12 inches (304.8 mm)	MEP1549718510
02	24 inches (609.6 mm)	MEP1549718520
03	36 inches (914.4 mm)	MEP1549718530
04	40 inches (1016.0 mm)	MEP1549718540
05	50 inches (1270.0 mm)	MEP1549718550
06	60 inches (1524.0 mm)	MEP1549718560
07	80 inches (2032.0 mm)	MEP1549718570
08	314.961 inches (8000.0 mm)	MEP1549718580

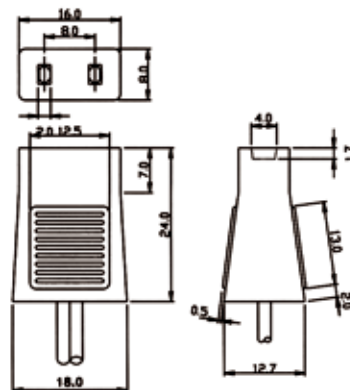
90°



MODEL NO. ACC003
DESCRIPTION : PIUG = PVC UL 105 °C
MATERIAL : LEAD WIRE = SPT-1 18 AWG 105°
FINISH : TERMINAL= JISC5120 PBS
TOLERANCE LINEAR +/- 20 MM
ANGULAR +/- 0.5 DEG.

ITEM	SIZE	PART NO.
01	12 inches (304.8 mm)	MEP1549718610
02	24 inches (609.6 mm)	MEP1549718620
03	36 inches (914.4 mm)	MEP1549718630
04	40 inches (1016.0 mm)	MEP1549718640
05	50 inches (1270.0 mm)	MEP1549718650
06	60 inches (1524.0 mm)	MEP1549718660
07	80 inches (2032.0 mm)	MEP1549718670

180°



MODEL NO. ACC001
DESCRIPTION : PIUG = PVC UL 105 °C
MATERIAL : LEAD WIRE = SPT-1 18 AWG 105°
FINISH : TERMINAL= JISC5120 PBS
TOLERANCE LINEAR +/- 20 MM
ANGULAR +/- 0.5 DEG.

ITEM	SIZE	PART NO.	AWG#
01	12 inches (304.8 mm)	MEP1549718410	18/105 °C
02	24 inches (609.6 mm)	MEP1549718420	18/105 °C
03	36 inches (914.4 mm)	MEP1549718430	18/105 °C
04	40 inches (1016.0 mm)	MEP1549718440	18/105 °C
05	50 inches (1270.0 mm)	MEP1549718450	18/105 °C
06	60 inches (1524.0 mm)	MEP1549718460	18/105 °C
07	80 inches (2032.0 mm)	MEP1549718470	18/105 °C
08	40 inches (1016.0 mm)	MEP1549718480	18/180 °C
09	314.961 inches (8000.0 mm)	MEP1549718490	18/180 °C



深圳市浩禧科技有限公司

SHENZHEN HAOXITECHNOLOGY CO.LTD

ADDA AORPORATION

中国区销售部代表：李祥

Tel: +86 755 27218281/27389376 Fax: +86 755 23221822

Cell phone : +86 13825278903 Q Q : 2240669825

E-mail: szaddalx@163.com skype: lixiang668903

中国广东省深圳市宝安区西乡宝源路鸿源大厦8层

高雄

总公司（国际业务销售部）

台湾80247高雄市苓雅区新光路38号35F

Tel:886-7-269-5166

Fax:886-7-269-5366

E-mail: adda@adda.com.tw

北美洲

美国办事处

1502 WEST YALE AVE, ORANGE, CA 92867, USA

Tel:1-714-674-7920

Fax:1-714-257-7486

E-mail: sales@addausa.com

香港

香港办事处

香港荃湾青山道264号南丰中心1017室

Tel:852-24158608

Fax:852-24023078

E-mail: service@addacorp.com.hk

深圳市浩禧科技有限公司

Tel: +86 755 27218281/27389376

Cell phone : +86 13825278903

Q Q : 2240669825

skype: lixiang668903

E-mail: szaddalx@163.com

Be  ur FANs!!

www.adda.com.tw



Scan QR code
→ Surf ADDA website.

Copyright 2015 ADDA Corporation. All Rights Reserved.